

# KONE

MADE IN ITALY. MADE TO EXCEL.





---

Since its founding in 1891, Acme Brick has continually advanced the art and science of providing affordable, sustainable, enduring, and beautiful product choices for America's homeowners, builders, contractors, institutions, and businesses.

Acme Brick Tile & Stone traces its roots back to 1964 and is a leader in providing builders, architects, designers, and contractors with a wide range of excellent products. At more than 50 locations across 13 states, Acme Brick Tile & Stone, offers distinctive products of superior quality, sourced from around the world and delivered with impeccable service – and at many locations, in-house design assistance. Our customers include builders, architects, designers, contractors, and DIY homeowners.

In ways large and small, Acme Brick associates work hard to provide building materials that are as good for the environment as it is for the people who build with it.



## STONE LOOK

COLOURED BODY  
PORCELAIN TILES


WHITE-BODY  
WALL TILES



# KONE

SHAPE, LANDSCAPE, ARCHITECTURE





# architectural LANDSCAPE

The simplicity of stone-effect surfaces and the sense of authenticity of those who live in a space are very closely linked. Interior designers thoroughly understand this relationship. Kone creates new design scenarios in which interior and exterior urban architectures are in tune with living materials.

# KONE







**The Kone surface, inspired by the simple aesthetic of limestone, translates into spectacular projects where the living experience takes on a primordial appeal. An elegant material comes to life in minimalist neutral tones, with barely perceptible veins and inclusions.**



#### **KONE : ESSENTIALS**

— Selection of stones with a minimalist look

— Large surfaces for contemporary architecture

— Natural inspiration with timeless appeal

— Floor and wall tiles with superior technical performance







# minimalist VIGOR

---

## porcelain tiles

The porcelain tile project interprets the material in an innovative way. The look of limestone is embodied in two contrasting and complementary identities: one is natural and simple, the other glossy and more spectacular.




---

### KONE : ESSENTIALS

- Matte R10 with micro-textured surface
- Shiny micro-granules for a limestone effect
- Full polishing for mirror effect
- Smooth touch porcelain stoneware surfaces



# porcelain tiles



Natural stone inspires the Kone range. Each shade suggests authenticity and elegance. A white, a warm-colored beige, and a modern grayscale range.







BEIGE LASTRA 20mm



PEARL LASTRA 20mm



GREY LASTRA 20mm



outdoor paving with  
2 CM THICKNESS

porcelain tiles

# outdoor CONNECTIONS

Architecture inspired by nature helps push the envelope both indoors and out. In the design of outdoor spaces, functionality and beauty become allies of the original stone.



## KONE : ESSENTIALS

- Porcelain tiles with 2 cm thickness
- Visual continuity between indoors and outdoors
- Resistant and durable exteriors






# simple CONTRAST

wall tiles

Wall tiles that offer continuity with the floors furnish spaces with uniformity, for rigorous architectures reflecting a free and fresh design. 3D reliefs create a sculpted stone effect.



## KONE : ESSENTIALS

- Matte wall tiles
- 3D hand-worked stone effect
- Simple to install and ease to clean
- Easy to cut and drill





3D wall TILES

— wall tiles



KONE WHITE

KONE SILVER

KONE BEIGE

Neutral backgrounds - either smooth or dynamic with three-dimensional reliefs - spread across walls reflecting the mood of natural stone.



wall TILES



KONE 3D LINE

KONE 3D LINE

KONE 3D STARS

KONE 3D STARS





# comfortable ELEGANCE

DOWNTOWN, EVENING



**Authentic architecture provides an experience of wellbeing. Neutral backgrounds inspired by limestone and three-dimensional decorations open the way for instinctive and natural designs.**

Kone Pearl - 75x150 cm - 29 1/2" x 59"  
 Kone Grey - 75x150 cm - 29 1/2" x 59"  
 Kone Grey Lappato - 75x150 cm - 29 1/2" x 59"  
 Kone White - 45x90 cm - 17 3/4" x 35 3/8"  
 Kone Grey Linea 3D - 30x60 cm - 11 3/4" x 23 5/8"







01.



● Micro-textured surface

01 Kone Pearl - 75x150 cm | Kone White - 45x90 cm | Kone Grey Lappato - 75x150 cm -- Kone Grey Linea 3D - 30x60 cm  
02 Kone Pearl - 75x150 cm





● Matte with R10 anti-slip performance

03.



04.



3D mosaic in stone-effect, porcelain tiles that alternate matte and polished finishes to create a dynamic look.



05.



● Compact and impermeable material

06.



# welcoming DESIGN

COMMERCIAL DISTRICT, NOON

**Dramatic 3D decor, inspired by the world of stone, creates a welcoming lobby. Two different yet complementary surfaces, one matte and the other glossy, reminiscent of the original material.**



Kone Grey - 75x150 cm - 29 1/2" x 59"  
 Kone Grey Lappato - 75x150 cm - 29 1/2" x 59"  
 Kone Silver - 75x150 cm - 29 1/2" x 59"  
 ...  
 Kone Grey Pinnacle 3D - 30x30 cm - 11 3/4" x 11 3/4"







01.

● Surface with superior technical performance

01 Kone Grey - 75x150 cm | Kone Grey Lappato - 75x150 cm | Kone Silver - 75x150 cm -- Kone Grey Pinnacle 3D - 30x30 cm  
02 Kone Grey - 75x150 cm



02.



3D mosaic in stone-effect, porcelain tiles for a modern, three-dimensional decoration.



03.

03 Kone Grey Pinnacle 3D - 30x30 cm -- Kone Silver - 75x150 cm | Kone Grey - 75x150 cm  
04 Kone Grey Pinnacle 3D - 30x30 cm -- Kone Silver - 75x150 cm | Kone Grey Lappato - 75x150 cm

• Three-dimensionality inspired by the world of stone



04.





● Contemporary hospitality design

05.

05 Kone Grey - 75x150 cm | Kone Grey Lappato - 75x150 cm | Kone Silver - 75x150 cm -- Kone Grey Pinnacle 3D - 30x30 cm  
06 Kone Grey Lappato - 75x150 cm | Kone Silver - 75x150 cm | Kone Grey - 75x150 cm

Full-field polished finish for surfaces that combine the look of stone and a mirror effect.



06.





● Porcelain tiles decorate design projects

Kone Mix Lappato - 75x150 cm | Kone Silver - 75x150 cm | Kone Grey - 75x150 cm



● In 75x150 polished and matte versions

Kone Mix combines the ornamental aesthetic of Ceppo di Grè stone with the porcelain tiles surface.





# minimalist ELEGANCE

COMMERCIAL DISTRICT, NOON

The designer is inspired by the material sensations of stone. The three-dimensional wall tiles blend with neutral backgrounds that flow across floors and walls. Every corner expresses the beauty of nature.

Kone Silver - 75x150 cm - 29 1/2" x 59"  
 Kone Grey - 75x150 cm - 29 1/2" x 59"  
 Kone Silver Chevron - 11,5x67 cm - 4 1/2" x 26 3/8"  
 Kone Silver Mosaico Brick - 30,4x30,4 cm - 12" x 12"  
 ..  
 Kone Silver - 50x110 cm - 19 5/8" x 43 1/4"  
 Kone 3D Line Silver - 50x110 cm - 19 5/8" x 43 1/4"  
 Marvel Stone Nero Marquina - 50x110 cm - 19 5/8" x 43 1/4"







● Harmony between floors and walls

01.

Three-dimensional surface featuring continuous, well-defined lines for designer walls.



02.

01 Kone 3D Line Silver - 50x110 cm | Kone Silver - 50x110 cm -- Kone Grey - 75x150 cm | Kone Silver - 75x150 cm  
 02 Kone 3D Line Silver - 50x110 cm | Marvel Stone Nero Marquina - 50x110 cm -- Kone Silver - 50x110 cm | Kone Grey - 75x150 cm



03 Kone 3D Line Silver - 50x110 cm  
04 Kone Silver - 50x110 cm | Kone 3D Line Silver - 50x110 cm | Marvel Stone Nero Marquina - 50x110 cm -- Kone Grey - 75x150 cm | Kone Silver Chevron - 11,5x67 cm



03.



● Ensures quick and speedy maintenance

04.





05.

05 Kone Silver - 75x150 cm | Kone Grey - 75x150 cm | Kone Silver Chevron - 11,5x67 cm | Kone Silver Mosaico Brick - 30,4x30,4 cm - Kone 3D Line Silver - 50x110 cm | Kone Silver - 50x110 cm | Marvel Stone Nero Marquina - 50x110 cm  
 06 Kone Silver - 50x110 cm | Kone 3D Line Silver - 50x110 cm | Marvel Stone Nero Marquina - 50x110 cm - Kone Silver Chevron - 11,5x67 cm



06.

Porcelain tile mosaic with matte and glossy pieces that alternate in an offset layout.





07.

07 Kone Silver - 75x150 cm | Kone Grey - 75x150 cm | Kone Silver Chevron - 11,5x67 cm | Kone Silver Mosaico Brick - 30,4x30,4 cm -- Kone Silver - 50x110 cm | Kone 3D Line Silver - 50x110 cm | Marvel Stone Nero Marquina - 50x110 cm  
 08 Kone Silver - 75x150 cm  
 09 Kone Silver Chevron - 11,5x67 cm



08.



09.

● Porcelain tiles strip for traditional and creative designs



# sophisticated CONTINUITY

MUSEUM CIRCLE, AFTERNOON

A museum, a cultural space,  
a metropolitan project. Large  
format porcelain tiles enhance the  
purity and detail of the original  
stone even when decorating  
spacious environments.



Kone Grey Matt - 120x240 cm - 47 1/4" x 94 1/2"  
Kone White Matt - 120x240 cm - 47 1/4" x 94 1/2"





● A large format for design continuity



01.

01 Kone White Matt - 120x240 cm | Kone Grey Matt - 120x240 cm  
02 Kone Grey Matt - 120x240 cm



02.

The large 120x240 porcelain tile exalts the aesthetic purity of stone.





# flowing EXPERIENCE

## COUNTRYSIDE, MORNING

The experience of contemporary living follows no rules: spaces adapt to the habits of those who live in the home. Extensive surfaces inspired by stone provide continuity and harmony between interior and exterior spaces.

Kone Grey LASTRA 20 mm - 45x90 cm - 17<sup>3</sup>/<sub>4</sub>"x35<sup>3</sup>/<sub>8</sub>"  
 Kone Grey Grip - 30x60 cm - 11<sup>3</sup>/<sub>4</sub>"x23<sup>5</sup>/<sub>8</sub>"  
 Kone Grey LASTRA 20 mm Elemento L SP Grip - 15x60 cm - 5<sup>7</sup>/<sub>8</sub>"x23<sup>5</sup>/<sub>8</sub>"  
 Kone Grey - 120x120 cm - 47<sup>1</sup>/<sub>4</sub>"x47<sup>1</sup>/<sub>4</sub>"  
 Kone Grey Lappato - 75x150 cm - 29<sup>1</sup>/<sub>2</sub>"x59"  
 Kone White - 120x120 cm - 47<sup>1</sup>/<sub>4</sub>"x47<sup>1</sup>/<sub>4</sub>"  
 ...  
 Kone Grey Linea 3D - 30x60 cm - 11<sup>3</sup>/<sub>4</sub>"x23<sup>5</sup>/<sub>8</sub>"







01.

● Large 120x120 slabs with a spectacular look



02.


● Anti-slip R11 grip finish

01 Kone Grey - 120x120 cm | Kone Grey Grip - 30x60 cm | Kone Grey LASTRA 20 mm Elemento L SP Grip - 15x60 cm -- Kone Grey Linea 3D - 30x60 cm  
 02 Kone Grey Grip - 30x60 cm | Kone Grey LASTRA 20 mm Elemento L SP Grip - 15x60 cm | Kone Grey - 120x120 cm | Kone Grey LASTRA 20 mm - 45x90 cm



20 mm thickness outdoor floor slabs underline the aesthetic uniformity of the entire residential project.

03 Kone Grey LASTRA 20mm - 45x90 cm  
04 Kone Grey LASTRA 20mm - 45x90 cm | Kone Grey - 120x120 cm | Kone Grey Grip - 30x60 cm | Kone Grey LASTRA 20 mm Elemento L SP Grip - 15x60 cm







05.

- Smooth polished and pleasing to the touch

05 Kone Grey Lappato - 75x150 cm  
06 Kone White - 120x120 cm



06.


Large stone-effect porcelain tiles give surfaces and furnishing elements continuity.



# natural FEEL

SEA BOROUGH, MORNING

The simplicity of the stone effect plays a central role in the residential interior. A harmonious palette makes it possible to play with the natural tones of beige and white. The 3D geometric wall tiles combine design with a natural look.



Kone Beige - 45x90 cm - 17<sup>3</sup>/<sub>4</sub>"x35<sup>3</sup>/<sub>8</sub>"  
Kone Beige Grip - 30x60 cm - 11<sup>3</sup>/<sub>4</sub>"x23<sup>5</sup>/<sub>8</sub>"  
Kone Grey - 75x150 cm - 29<sup>1</sup>/<sub>2</sub>"x59"

...  
Kone Beige - 40x80 cm - 15<sup>3</sup>/<sub>4</sub>"x31<sup>1</sup>/<sub>2</sub>"  
Kone White - 40x80 cm - 15<sup>3</sup>/<sub>4</sub>"x31<sup>1</sup>/<sub>2</sub>"  
Kone 3D Stars White - 40x80 cm - 15<sup>3</sup>/<sub>4</sub>"x31<sup>1</sup>/<sub>2</sub>"  
Kone White Mosaic - 30,5x30,5 cm - 12"x12"  
Kone Beige Spigolo - 0,8x20 cm 3/<sub>8</sub>"x7<sup>1</sup>/<sub>8</sub>"







● Decorative three-dimensional shapes

01.



02.

01 Kone 3D Stars White - 40x80 cm | Kone White - 40x80 cm -- Kone Beige - 45x90 cm | Kone Beige Grip - 30x60 cm  
 02 Kone Beige - 40x80 cm | Kone Beige Spigolo - 0,8x20 cm | Kone White Mosaic - 30,5x30,5 cm -- Kone Grey - 75x150 cm



● Wall tiles in neutral tones

03.

03 Kone 3D Stars White - 40x80 cm | Kone White - 40x80 cm -- Kone Beige - 45x90 cm | Kone Beige Grip - 30x60 cm  
04 Kone 3D Stars White - 40x80 cm

04.

Three-dimensional surface with an orderly and decorative pattern recalls hand-worked stone.





05.

● Lightweight and easy to drill

Small, rectangular wall tiles create a decoration with sparkling details for elegant points of light on the wall.



06.

05 Kone 3D Stars White - 40x80 cm - Kone Beige - 45x90 cm  
 06 Kone White Mosaic - 30,5x30,5 cm | Kone 3D Stars White - 40x80 cm | Kone White - 40x80 cm | Kone Grey - 75x150 cm | Kone Beige Grip - 30x60 cm



Anti-slip, stone-effect porcelain tiles with coordinated matte surface for pleasant esthetic continuity.



07 Kone Beige - 45x90 cm  
08 Kone Beige - 45x90 cm | Kone Beige Grip - 30x60 cm | Kone Grey - 75x150 cm | Kone White - 40x80 cm -- Kone Beige - 40x80 cm | Kone Beige Spigolo - 0,8x20 cm | Kone White Mosaic - 30,5x30,5 cm





# KONE PORCELAIN TILES

COLOURED BODY PORCELAIN TILES - RECTIFIED MONOCALIBER

## SIZES AND SURFACES

### MATTE



TRAFFIC R10 A

120x240 cm - 47 <sup>1</sup> / <sub>4</sub> "x94 <sup>1</sup> / <sub>2</sub> "	± 9 mm ■
120x120 cm - 47 <sup>1</sup> / <sub>4</sub> "x47 <sup>1</sup> / <sub>4</sub> "	± 9 mm ■
75x150 cm - 29 <sup>1</sup> / <sub>2</sub> "x59"	± 9,5 mm ●
75x75 cm - 29 <sup>1</sup> / <sub>2</sub> "x29 <sup>1</sup> / <sub>2</sub> "	± 9,5 mm *
45x90 cm - 17 <sup>3</sup> / <sub>4</sub> "x35 <sup>3</sup> / <sub>8</sub> "	± 9 mm *
60x60 cm - 23 <sup>5</sup> / <sub>8</sub> "x23 <sup>5</sup> / <sub>8</sub> "	± 9 mm *
30x60 cm - 11 <sup>3</sup> / <sub>4</sub> "x23 <sup>5</sup> / <sub>8</sub> "	± 9 mm *

- Available in all colors
- \* Available in the following colors  
White, Beige, Silver, Pearl, Grey
- Available in the following colors  
White, Pearl, Grey

## COLOR-SHADING



V2 SLIGHT  
VARIATION





# KONE PORCELAIN TILES

COLOURED BODY PORCELAIN TILES - RECTIFIED MONOCALIBER

## SIZES AND SURFACES



75x150 cm - 29 <sup>1</sup> / <sub>2</sub> "x59"	± 9,5 mm ●
75x75 cm - 29 <sup>1</sup> / <sub>2</sub> "x29 <sup>1</sup> / <sub>2</sub> "	± 9,5 mm *
60x60 cm - 23 <sup>5</sup> / <sub>8</sub> "x23 <sup>5</sup> / <sub>8</sub> "	± 9 mm *
30x60 cm - 11 <sup>3</sup> / <sub>4</sub> "x23 <sup>5</sup> / <sub>8</sub> "	± 9 mm *

The glossy polished finish is suitable for residential or low-traffic commercial floors, where no anti-slip performance is required, and for walls. The polished glossy surface finish, surprisingly brilliant and bright, features slight irregularities. The extraordinary brilliance and the easy cleaning of the surface are the result of in-depth research aimed at guaranteeing its durability over time. - If the product is in direct contact with the outdoors, provide devices for absorbing moisture and dirt to prevent scratches.

- Available in all colors
- \* Available in the following colors  
White, Beige, Silver, Pearl, Grey

## COLOR-SHADING





# KONE PORCELAIN TILES

COLOURED BODY PORCELAIN TILES - RECTIFIED MONOCALIBER

## SIZES AND SURFACES

### GRIP

30x60 cm - 11<sup>3</sup>/<sub>4</sub>"x23<sup>5</sup>/<sub>8</sub>"      ± 9 mm \*



### OUTDOOR PAVING

**LASTRA 20E**

45x90 cm - 17<sup>3</sup>/<sub>4</sub>"x35<sup>3</sup>/<sub>8</sub>"      ± 20 mm ♦  
60x60 cm - 23<sup>5</sup>/<sub>8</sub>"x23<sup>5</sup>/<sub>8</sub>"      ± 20 mm ♦



- \* Available in the following colors  
White, Beige, Silver, Pearl, Grey
- ♦ Available in the following colors  
Beige, Pearl, Grey

## COLOR-SHADING





# KONE PORCELAIN TILES DECORS

**Kone White Mosaico Brick**  
30,4x30,4 cm / 12"x12"



**Kone Beige Mosaico Brick**  
30,4x30,4 cm / 12"x12"




**Kone Silver Mosaico Brick**  
30,4x30,4 cm / 12"x12"



**Kone Pearl Mosaico Brick**  
30,4x30,4 cm / 12"x12"



**Kone Grey Mosaico Brick**  
30,4x30,4 cm / 12"x12"




**Kone White Pinnacle 3D**  
30x30 cm / 11<sup>3</sup>/<sub>4</sub>"x11<sup>3</sup>/<sub>4</sub>"



**Kone Beige Pinnacle 3D**  
30x30 cm / 11<sup>3</sup>/<sub>4</sub>"x11<sup>3</sup>/<sub>4</sub>"




**Kone Silver Pinnacle 3D**  
30x30 cm / 11<sup>3</sup>/<sub>4</sub>"x11<sup>3</sup>/<sub>4</sub>"



**Kone Pearl Pinnacle 3D**  
30x30 cm / 11<sup>3</sup>/<sub>4</sub>"x11<sup>3</sup>/<sub>4</sub>"



**Kone Grey Pinnacle 3D**  
30x30 cm / 11<sup>3</sup>/<sub>4</sub>"x11<sup>3</sup>/<sub>4</sub>"



**Kone White Brick**  
30x60 cm / 11<sup>3</sup>/<sub>4</sub>"x23<sup>5</sup>/<sub>8</sub>"



**Kone Beige Brick**  
30x60 cm / 11<sup>3</sup>/<sub>4</sub>"x23<sup>5</sup>/<sub>8</sub>"



**Kone White Linea 3D**  
30x60 cm / 11<sup>3</sup>/<sub>4</sub>"x23<sup>5</sup>/<sub>8</sub>"



**Kone Beige Linea 3D**  
30x60 cm / 11<sup>3</sup>/<sub>4</sub>"x23<sup>5</sup>/<sub>8</sub>"



**Kone Silver Brick**  
30x60 cm / 11<sup>3</sup>/<sub>4</sub>"x23<sup>5</sup>/<sub>8</sub>"



**Kone Pearl Brick**  
30x60 cm / 11<sup>3</sup>/<sub>4</sub>"x23<sup>5</sup>/<sub>8</sub>"



**Kone Silver Linea 3D**  
30x60 cm / 11<sup>3</sup>/<sub>4</sub>"x23<sup>5</sup>/<sub>8</sub>"



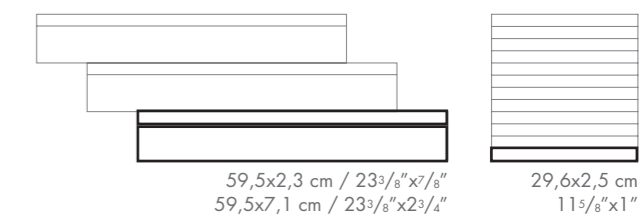
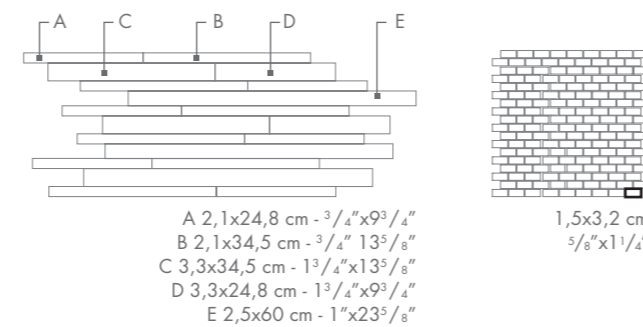
**Kone Pearl Linea 3D**  
30x60 cm / 11<sup>3</sup>/<sub>4</sub>"x23<sup>5</sup>/<sub>8</sub>"



**Kone Grey Brick**  
30x60 cm / 11<sup>3</sup>/<sub>4</sub>"x23<sup>5</sup>/<sub>8</sub>"



**Kone Grey Linea 3D**  
30x60 cm / 11<sup>3</sup>/<sub>4</sub>"x23<sup>5</sup>/<sub>8</sub>"





## KONE PORCELAIN TILES DECORS

**Kone White Mosaico Esagono**  
30x35 cm / 11<sup>3</sup>/<sub>4</sub>"x13<sup>3</sup>/<sub>4</sub>"



**Kone Beige Mosaico Esagono**  
30x35 cm / 11<sup>3</sup>/<sub>4</sub>"x13<sup>3</sup>/<sub>4</sub>"




**Kone Silver Mosaico Esagono**  
30x35 cm / 11<sup>3</sup>/<sub>4</sub>"x13<sup>3</sup>/<sub>4</sub>"



**Kone Pearl Mosaico Esagono**  
30x35 cm / 11<sup>3</sup>/<sub>4</sub>"x13<sup>3</sup>/<sub>4</sub>"



**Kone Grey Mosaico Esagono**  
30x35 cm / 11<sup>3</sup>/<sub>4</sub>"x13<sup>3</sup>/<sub>4</sub>"



**Kone White Mosaico**  
30x30 cm / 11<sup>3</sup>/<sub>4</sub>"x11<sup>3</sup>/<sub>4</sub>"



**Kone Beige Mosaico**  
30x30 cm / 11<sup>3</sup>/<sub>4</sub>"x11<sup>3</sup>/<sub>4</sub>"



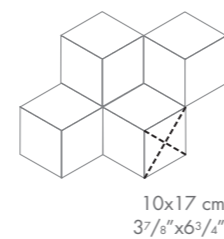
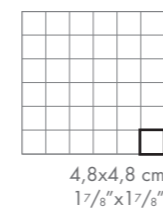
**Kone Silver Mosaico**  
30x30 cm / 11<sup>3</sup>/<sub>4</sub>"x11<sup>3</sup>/<sub>4</sub>"



**Kone Pearl Mosaico**  
30x30 cm / 11<sup>3</sup>/<sub>4</sub>"x11<sup>3</sup>/<sub>4</sub>"



**Kone Grey Mosaico**  
30x30 cm / 11<sup>3</sup>/<sub>4</sub>"x11<sup>3</sup>/<sub>4</sub>"




**Kone Cold Industrial 3D**  
31,5x45 cm / 12<sup>3</sup>/<sub>8</sub>"x17<sup>3</sup>/<sub>4</sub>"



**Kone Warm Industrial 3D**  
31,5x45 cm / 12<sup>3</sup>/<sub>8</sub>"x17<sup>3</sup>/<sub>4</sub>"



**Kone White Listello**  
8x60 cm / 3<sup>1</sup>/<sub>8</sub>"x23<sup>5</sup>/<sub>8</sub>"



**Kone Beige Listello**  
8x60 cm / 3<sup>1</sup>/<sub>8</sub>"x23<sup>5</sup>/<sub>8</sub>"



**Kone Silver Listello**  
8x60 cm / 3<sup>1</sup>/<sub>8</sub>"x23<sup>5</sup>/<sub>8</sub>"



**Kone Pearl Listello**  
8x60 cm / 3<sup>1</sup>/<sub>8</sub>"x23<sup>5</sup>/<sub>8</sub>"



**Kone Grey Listello**  
8x60 cm / 3<sup>1</sup>/<sub>8</sub>"x23<sup>5</sup>/<sub>8</sub>"



**Kone White Chevron**  
11,5x67 cm / 4<sup>1</sup>/<sub>2</sub>"x26<sup>3</sup>/<sub>8</sub>"



**Kone Beige Chevron**  
11,5x67 cm / 4<sup>1</sup>/<sub>2</sub>"x26<sup>3</sup>/<sub>8</sub>"



**Kone Silver Chevron**  
11,5x67 cm / 4<sup>1</sup>/<sub>2</sub>"x26<sup>3</sup>/<sub>8</sub>"



**Kone Pearl Chevron**  
11,5x67 cm / 4<sup>1</sup>/<sub>2</sub>"x26<sup>3</sup>/<sub>8</sub>"



**Kone Grey Chevron**  
11,5x67 cm / 4<sup>1</sup>/<sub>2</sub>"x26<sup>3</sup>/<sub>8</sub>"






# KONE WALL TILES

50x110 cm - 19<sup>5</sup>/<sub>8</sub>"x43<sup>1</sup>/<sub>4</sub>" ± 8,5 mm  
40x80 cm - 15<sup>3</sup>/<sub>4</sub>"x31<sup>1</sup>/<sub>2</sub>" ± 8,5 mm

WHITEBODY WALL TILES - RECTIFIED MONOCALIBER


**Kone White**  
50x110 cm / 19<sup>5</sup>/<sub>8</sub>"x43<sup>1</sup>/<sub>4</sub>"



**Kone White**  
40x80 cm / 15<sup>3</sup>/<sub>4</sub>"x31<sup>1</sup>/<sub>2</sub>"



**Kone Beige**  
50x110 cm / 19<sup>5</sup>/<sub>8</sub>"x43<sup>1</sup>/<sub>4</sub>"



**Kone Beige**  
40x80 cm / 15<sup>3</sup>/<sub>4</sub>"x31<sup>1</sup>/<sub>2</sub>"



**Kone White Spigolo**  
0,8x20 cm / 3<sup>3</sup>/<sub>8</sub>"x7<sup>7</sup>/<sub>8</sub>"



**Kone White Spigolo A.E.**  
0,8x0,8 cm / 3<sup>3</sup>/<sub>8</sub>"x3<sup>3</sup>/<sub>8</sub>"



**Kone Beige Spigolo**  
0,8x20 cm / 3<sup>3</sup>/<sub>8</sub>"x7<sup>7</sup>/<sub>8</sub>"




**Kone Beige Spigolo A.E.**  
0,8x0,8 cm / 3<sup>3</sup>/<sub>8</sub>"x3<sup>3</sup>/<sub>8</sub>"



**Kone Silver**  
50x110 cm / 19<sup>5</sup>/<sub>8</sub>"x43<sup>1</sup>/<sub>4</sub>"



**Kone Silver**  
40x80 cm / 15<sup>3</sup>/<sub>4</sub>"x31<sup>1</sup>/<sub>2</sub>"



**Kone Silver Spigolo**  
0,8x20 cm / 3<sup>3</sup>/<sub>8</sub>"x7<sup>7</sup>/<sub>8</sub>"



**Kone Silver Spigolo A.E.**  
0,8x0,8 cm / 3<sup>3</sup>/<sub>8</sub>"x3<sup>3</sup>/<sub>8</sub>"



## COLOR-SHADING



V2 SLIGHT  
VARIATION





## KONE 3D WALL TILES

50x110 cm - 19<sup>5</sup>/<sub>8</sub>"x43<sup>1</sup>/<sub>4</sub>" ± 11 mm 3D  
40x80 cm - 15<sup>3</sup>/<sub>4</sub>"x31<sup>1</sup>/<sub>2</sub>" ± 10 mm 3D

**Kone 3D Line White**  
50x110 cm / 19<sup>5</sup>/<sub>8</sub>"x43<sup>1</sup>/<sub>4</sub>"



**Kone 3D Line Silver**  
50x110 cm / 19<sup>5</sup>/<sub>8</sub>"x43<sup>1</sup>/<sub>4</sub>"



**Kone 3D Stars White**  
40x80 cm / 15<sup>3</sup>/<sub>4</sub>"x31<sup>1</sup>/<sub>2</sub>"



**Kone White Spigolo 10 mm**  
1x20 cm / 3<sup>3</sup>/<sub>8</sub>"x7<sup>7</sup>/<sub>8</sub>"



**Kone 3D Stars Silver**  
40x80 cm / 15<sup>3</sup>/<sub>4</sub>"x31<sup>1</sup>/<sub>2</sub>"



**Kone Silver Spigolo 10 mm**  
1x20 cm / 3<sup>3</sup>/<sub>8</sub>"x7<sup>7</sup>/<sub>8</sub>"



## KONE WALL TILES DECORS

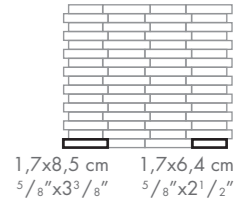
**Kone White Mosaic**  
30,5x30,5 cm / 12"x12"



**Kone Silver Mosaic**  
30,5x30,5 cm / 12"x12"



**Kone Beige Mosaic**  
30,5x30,5 cm / 12"x12"



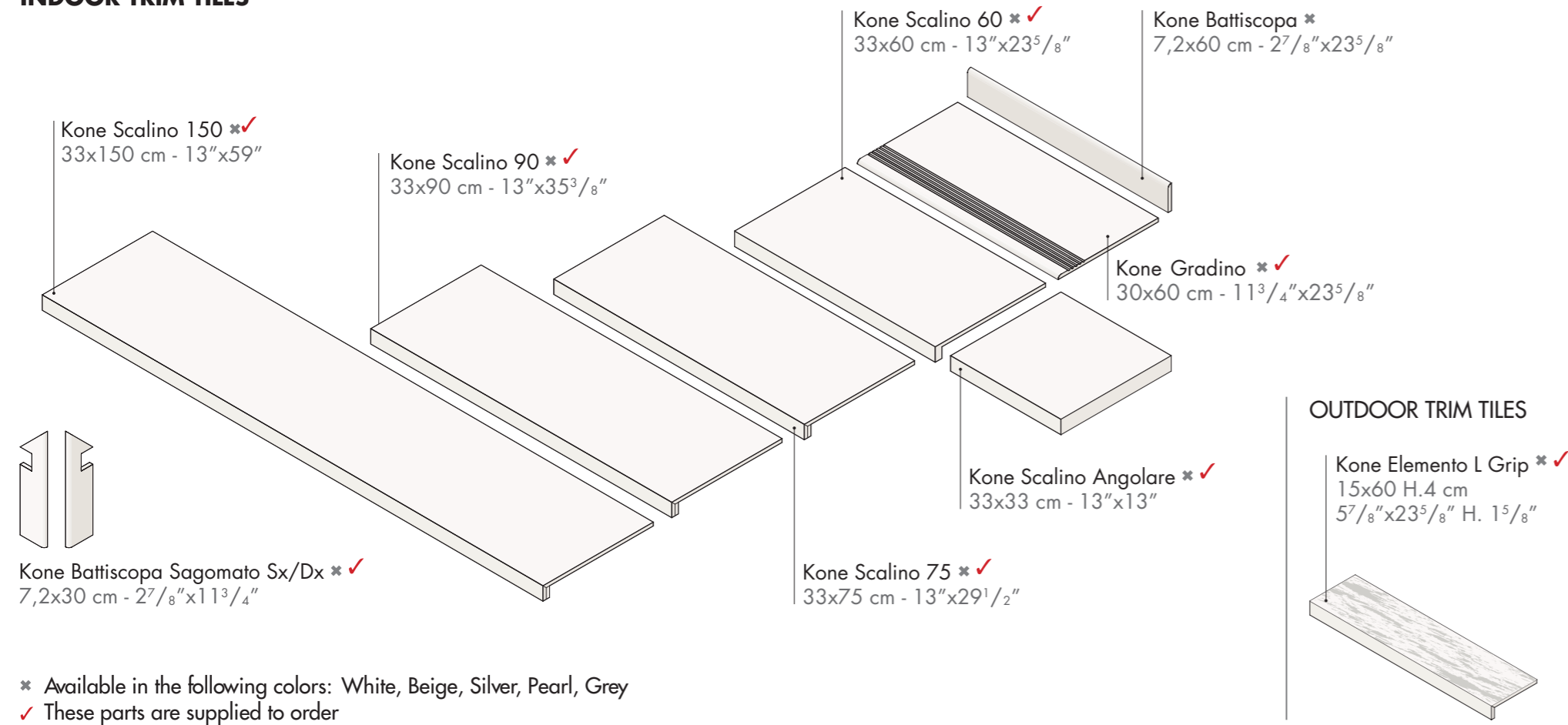
1,7x8,5 cm    1,7x6,4 cm  
5/8"x3<sup>3</sup>/<sub>8</sub>"    5/8"x2<sup>1</sup>/<sub>2</sub>"



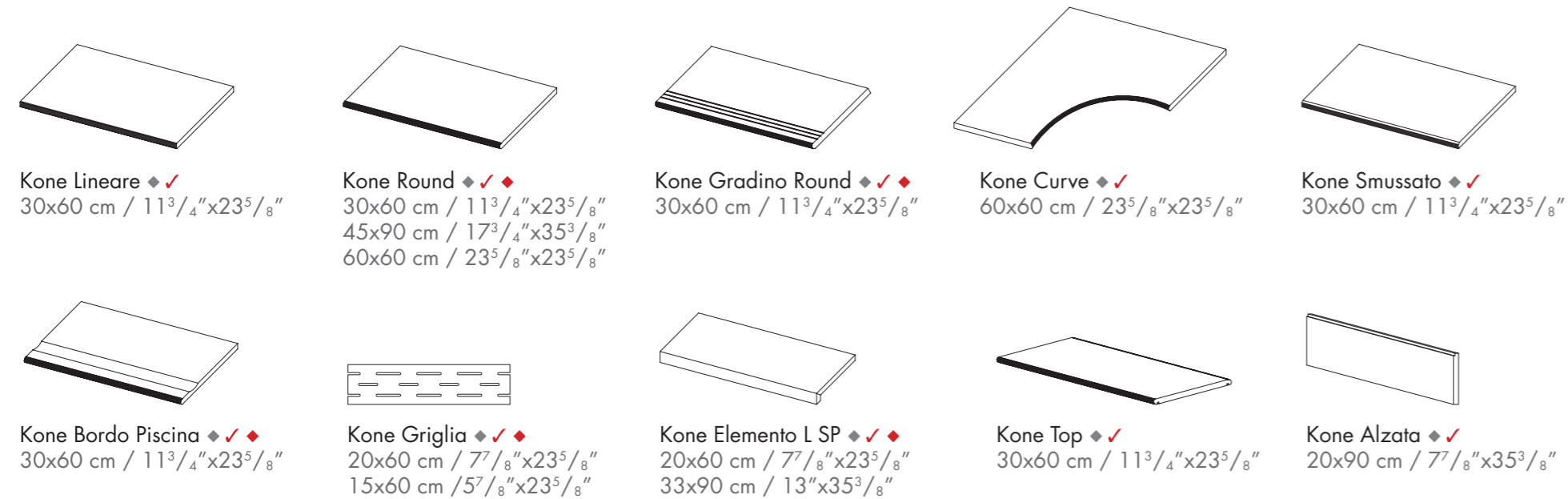


# KONE PORCELAIN TRIM TILES

## INDOOR TRIM TILES



## OUTDOOR TRIM TILES ± 20 mm



♦ Right/left angular elements are available  
 ♦ Available in the following colors: Beige, Pearl, Grey





## White Body wall tiles - Rectified monocaliber

Compliant with standards EN 14411 annex L group BIII  
Compliant with standards ISO 13006 annex L group BIII

50x110 cm - 19<sup>5</sup>/<sub>8</sub>"x43<sup>1</sup>/<sub>2</sub>" ± 8,5 mm  
40x80 cm - 15<sup>3</sup>/<sub>4</sub>"x31<sup>1</sup>/<sub>2</sub>" ± 8,5 mm  
50x110 cm - 19<sup>5</sup>/<sub>8</sub>"x43<sup>1</sup>/<sub>2</sub>" ± 11 mm 3D  
40x80 cm - 15<sup>3</sup>/<sub>4</sub>"x31<sup>1</sup>/<sub>2</sub>" ± 10 mm 3D



Technical features		Test Method	Requirements for nominal size N		
			7 cm ≤ N < 15 cm		N ≥ 15 cm
			(mm)	(%)	(mm)
Regularity Characteristics	Length and width	ISO 10545-2	± 0,75 (*)	± 0,5 (*)	± 2,0 (*)
	Thickness		± 0,5 (**)	± 10 (**)	± 0,5 (**)
	Straightness of sides		± 0,5 (***)	± 0,3 (***)	± 1,5 (***)
	Rectangularity		± 0,75 (****)	± 0,5 (****)	± 2,0 (****)
Surface flatness	ISO 10545-2	c.c. + 0,75 - 0,50	c.c. + 0,5 - 0,3	c.c. + 2,0 - 1,5	
		e.c. + 0,75 - 0,50	e.c. + 0,5 - 0,3	e.c. + 2,0 - 1,5	
		w. ± 0,75	w. ± 0,5	w. ± 2,0	
		EN 14411 annex L (Group BIII)	ISO 13006 annex L (Group BIII)		
Structural Characteristics	Water absorption (in% by mass)	ISO 10545-3	Average >10%. When the average > 20%, this shall be indicated. Individual value > 9%		
Bulk Mechanical Characteristics	Breaking strength	ISO 10545-4	S ≥ 600 N		
	Modulus of rupture		R ≥ 15 N/mm <sup>2</sup>		
Thermal and Igmometric Characteristics	Coefficient of thermal linear expansion	ISO 10545-8	Declared value	Test method available	
	Thermal shock resistance	ISO 10545-9	Declared value	Test method available	
	Moisture expansion (in mm/m)	ISO 10545-10	Declared value	Test method available	
	Crazing resistance	ISO 10545-11	Pass according to EN ISO 10545-1	Required	
Physical Properties	Bond strength/adhesion for improved cementitious adhesives	EN 1348	Declared value	-	
	Reaction to fire	-	Class A1 or A1 <sub>n</sub>	-	
Chemical Characteristics	Resistance to household chemicals and swimming pool salts	ISO 10545-13	Minimum Class B (GB for glazed tiles)		
	Resistance to low concentrations of acids and alkalis		Declared Class	Test method available	
	Resistance to high concentrations of acids and alkalis		Declared Class	Test method available	
	Resistance to staining for glazed tiles	ISO 10545-14	Minimum Class 3		
	Release of dangerous substances: Cadmium (in mg/dm <sup>2</sup> ) and Lead (in mg/dm <sup>2</sup> )	ISO 10545-15	Declared value	Test method available	

(\*) The permissible deviation, in % or mm, of the average size for each tile (2 or 4 sides) from work size (WS).

(\*\*) The permissible deviation, in % or mm, of the average thickness for each tile from the work size thickness (WS).

(\*\*\*) The maximum permissible deviation from straightness, in % or mm, related to the corresponding work sizes (WS).

(\*\*\*\*) The maximum permissible deviation from rectangularity, in % or mm, related to the corresponding work sizes (WS).

c.c. The maximum permissible deviation from centre curvature, in % or mm, related to diagonal calculated from the work sizes (WS).

e.c. The maximum permissible deviation from edge curvature, in % or mm, related to the corresponding work sizes (WS).

w. The maximum permissible deviation from warpage, in % or mm, related to diagonal calculated from the work sizes (WS).

## KONE Wall design

± 0,3% ± 1,0 mm	3D Not applicable
± 10,0% ± 0,5 mm	
± 0,3% ± 0,8 mm	
± 0,3% ± 1,5 mm	

10% < E<sub>v</sub> ≤ 20 %

S ≥ 600 N

R ≥ 15 N/mm<sup>2</sup>

≤ 7 MK<sup>-1</sup>

Resistant

≤ 0,06% (0,6mm/m)

Resistant

≥ 1,0 N/mm<sup>2</sup>  
(Class C2 - EN 12004)

A1

GA

GLA

GHA

5

≤ 0,01 mg/dm<sup>2</sup> Cd  
≤ 0,1 mg/dm<sup>2</sup> Pb

## Coloured body porcelain tiles - Rectified monocaliber

Compliant with standards EN 14411 annex G group BIIa  
Compliant with standards ISO 13006 annex G group BIIa

120x240 cm - 47<sup>1</sup>/<sub>4</sub>"x94<sup>1</sup>/<sub>2</sub>" ± 9 mm  
120x120 cm - 47<sup>1</sup>/<sub>4</sub>"x47<sup>1</sup>/<sub>2</sub>" ± 9 mm  
75x150 cm - 29<sup>1</sup>/<sub>2</sub>"x59<sup>1</sup>/<sub>2</sub>" ± 9,5 mm  
75x75 cm - 29<sup>1</sup>/<sub>2</sub>"x29<sup>1</sup>/<sub>2</sub>" ± 9,5 mm

45x90 cm - 17<sup>3</sup>/<sub>8</sub>"x35<sup>3</sup>/<sub>8</sub>" ± 9 mm  
60x60 cm - 23<sup>3</sup>/<sub>8</sub>"x23<sup>3</sup>/<sub>8</sub>" ± 9 mm  
30x60 cm - 11<sup>3</sup>/<sub>4</sub>"x23<sup>3</sup>/<sub>8</sub>" ± 9 mm

45x90 cm - 17<sup>3</sup>/<sub>8</sub>"x35<sup>3</sup>/<sub>8</sub>" ± 20 mm  
60x60 cm - 23<sup>3</sup>/<sub>8</sub>"x23<sup>3</sup>/<sub>8</sub>" ± 20 mm



Technical features		Test Method	Requirements for nominal size N		
			7 cm ≤ N < 15 cm		N ≥ 15 cm
			(mm)	(%)	(mm)
Characteristics Regularity	Length and width	ISO 10545-2	± 0,9 (*)	± 0,6 (*)	± 2,0 (*)
	Thickness		± 0,5 (**)	± 5 (**)	± 0,5 (**)
	Straightness of sides		± 0,75 (***)	± 0,5 (***)	± 1,5 (***)
	Rectangularity (Measurement only on short edges when L1 ≥ 3)		± 0,75 (****)	± 0,5 (****)	± 2,0 (****)
Surface flatness	ISO 10545-2	c.c. ± 0,75	c.c. ± 0,5	c.c. ± 2,0	
		e.c. ± 0,75	e.c. ± 0,5	e.c. ± 2,0	
		w. ± 0,75	w. ± 0,5	w. ± 2,0	
		EN 14411 annex G (Group BIIa)	ISO 13006 annex G (Group BIIa)		
Structural Characteristics	Water absorption (in% by mass)	ISO 10545-3	E <sub>v</sub> ≤ 0,5% Individual Maximum 0,6% v		
		ASTM C373	Requirement ANSI A 137.1 Water absorption max ≤ 0,5%		
Bulk Mechanical Characteristics	Breaking strength	ISO 10545-4	S ≥ 1300 N		
	Modulus of rupture		R ≥ 35 N/mm <sup>2</sup>		
	Bending strength and breaking load (3)(4)	EN 1339 Annex F	-		
Surface mechanical Characteristics	Impact resistance, as coefficient of restitution	ISO 10545-5	Declared value	Test method available	
	Mohs hardness	EN 101	-		
	Resistance to deep abrasion of unglazed tiles (removed volume)	ISO 10545-6	≤ 175 mm <sup>3</sup>		
	Coefficient of thermal linear expansion	ISO 10545-8	Declared value	Test method available	
Thermal and Igmometric Characteristics	Thermal shock resistance	ISO 10545-9	Pass according to EN ISO 10545-1	Test method available	
	Moisture expansion (in mm/m)	ISO 10545-10	Declared value	Test method available	
	Frost resistance	ISO 10545-12	Pass according to EN ISO 10545-1	Required	
	Bond strength/adhesion for improved cementitious adhesives	EN 1348	Declared value	-	
Physical Properties	Reaction to fire	-	Class A1 or A1 <sub>n</sub>	-	
	Resistance to household chemicals and swimming pool salts	ISO 10545-13	Minimum Class B (UB for unglazed tiles)		
Resistance to low concentrations of acids and alkalis	Declared Class		Manufacturer is to state classification		
Resistance to high concentrations of acids and alkalis	Declared Class		Test method available		
Chemical Characteristics	Resistance to staining	ISO 10545-14	Declared Class	Test method available	
	Barefoot Ramp Test	DIN 51097 (CEN/TS 16165, Annex A)	Declared value	-	
Safety Characteristics (1)(2)	Shod Ramp Test	DIN 51130 (CEN/TS 16165, Annex B)	Declared value	-	
	Pendulum Friction Test	UNE-ENV 12633 (CEN/TS 16165, Annex C)	Declared value	-	
	Coefficient of friction (COF)	B.C.R.A. Rep. CEC/81	D. M. 236/89 del 14/06/89 μ > 0,40 per elemento scivolante cuoio su pavimentazione asciutta μ > 0,40 per elemento scivolante gomma dura su pavimentazione bagnata		
Safety Characteristics (1)(2)	Dynamic coefficient of friction (DCOF)	ANSI A137.1-2012	ANSI A.137.1 Requires a minimum value of 0.42 for commercial areas that are likely to be wet.		
	Static coefficient of friction (SCOF)	ASTM C1028-2007	The Ceramic Tiles Institute Identifies Tile Slip Resistant when SCOF ≥ 0,60		
	Pendulum Friction Test	AS/NZS 4586-2013, Appendix A (Four S rubber)	Declared Classification of the pedestrian surface materials according to the Wet Pendulum Test		

(\*) The permissible deviation, in % or mm, of the average size for each tile (2 or 4 sides) from work size (WS).

(\*\*) The permissible deviation, in % or mm, of the average thickness for each tile from the work size thickness (WS).

(\*\*\*) The maximum permissible deviation from straightness, in % or mm, related to the corresponding work sizes (WS).

(\*\*\*\*) The maximum permissible deviation from rectangularity, in % or mm, related to the corresponding work sizes (WS).

c.c. The maximum permissible deviation from centre curvature, in % or mm, related to diagonal calculated from the work sizes (WS).

e.c. The maximum permissible deviation from edge curvature, in % or mm, related to the corresponding work sizes (WS).

w. The maximum permissible deviation from warpage, in % or mm, related to diagonal calculated from the work sizes (WS).

(1) Anti-slip performance is guaranteed at the time of delivery of the product.

(2) Determination of slip resistance of pedestrian surfaces; it does not cover sports surfaces and road surfaces for vehicles (skid resistance).

(3) For further details, please refer to outdoor design general catalogue.

(4) Only for products with 20 mm thickness.

(\*) P3 class on demand.

## KONE Floor design

Matte	Polished	Grip	Lastra 20mm
± 0,3% ± 1,0 mm	± 0,3% ± 1,0 mm	± 0,3% ± 1,0 mm	± 0,3% ± 1,0 mm
± 5,0% ± 0,5 mm	± 5,0% ± 0,5 mm	± 5,0% ± 0,5 mm	± 5,0% ± 0,5 mm
± 0,3% ± 0,8 mm	± 0,3% ± 0,8 mm	± 0,3% ± 0,8 mm	± 0,3% ± 0,8 mm
± 0,3% ± 1,5 mm	± 0,3% ± 1,5 mm	± 0,3% ± 1,5 mm	± 0,3% ± 1,5 mm
± 0,4% ± 1,8 mm	± 0,3% ± 1,5 mm	± 0,4% ± 1,8 mm	Not applicable to "strong" structures

≤ 0,1 %    ≤ 0,1 %    ≤ 0,1 %    ≤ 0,1 %  
≤ 0,5 %    ≤ 0,5 %    ≤ 0,5 %    ≤ 0,5 %

S ≥ 1500 N    S ≥ 1500 N    S ≥ 1500 N    S ≥ 10000 N  
R ≥ 40 N/mm<sup>2</sup>    R ≥ 40 N/mm<sup>2</sup>    R ≥ 40 N/mm<sup>2</sup>    R ≥ 45 N/mm<sup>2</sup>  
-    -    -    ≥ T11 60x60    ≥ U4 45x90

≥ 0,55    ≥ 0,55    ≥ 0,55    ≥ 0,55

6    5    7    8

≤ 150 mm<sup>3</sup>    ≤ 150 mm<sup>3</sup>    ≤ 150 mm<sup>3</sup>    ≤ 150 mm<sup>3</sup>

≤ 7 MK<sup>-1</sup>    ≤ 7 MK<sup>-1</sup>    ≤ 7 MK<sup>-1</sup>    ≤ 7 MK<sup>-1</sup>

Resistant    Resistant    Resistant    Resistant

≤ 0,01% (0,1mm/m)    ≤ 0,01% (0,1mm/m)    ≤ 0,01% (0,1mm/m)    ≤ 0,01% (0,1mm/m)

Resistant    Resistant    Resistant    Resistant

≥ 1,0 N/mm<sup>2</sup> (Class C2 - EN 12004)    ≥ 1,0 N/mm<sup>2</sup> (Class C2 - EN 12004)    ≥ 1,0 N/mm<sup>2</sup> (Class C2 - EN 12004)    ≥ 1,0 N/mm<sup>2</sup> (Class C2 - EN 12004)

A1 - A1<sub>n</sub>    A1 - A1<sub>n</sub>    A1 - A1<sub>n</sub>    A1 - A1<sub>n</sub>

UA    UA    UA    UA

ULA    ULA    ULA    ULA

UHA    -    UHA    UHA

5    5    5    5

A    0    A+B    A+B+C

R10    N.C.    R11    R11

Class 1    Class 0    Class 3    Class 3

> 0,40 Asciutto > 0,40 Bagnato    > 0,40 Asciutto > 0,40 Bagnato    > 0,40 Asciutto > 0,40 Bagnato    > 0,40 Asciutto > 0,40 Bagnato

> 0,42 Wet    < 0,42 Wet    > 0,42 Wet    > 0,42 Wet

≥ 0,60 Dry ≥ 0,60 Wet    ≥ 0,60 Dry 0,50±0,60 Wet    ≥ 0,70 Dry ≥ 0,70 Wet    ≥ 0,80 Dry ≥ 0,80 Wet

(\*)    Class P0    Class P3    Class P4