



MARION  
CERAMICS  
SINCE 1885



BRICKTILE

HARD FIRED CLAY PRODUCT

## BRICKTILE - THIN BRICK PAVER TILE

The Marion Ceramics BrickTile line offers an appealing and superior alternative to quarry tile, brick pavers or concrete pavers. We use the finest clays, shale and raw materials which are fine ground to produce our smooth wirecut texture. Our texture is the perfect balance between ease of clean up smooth yet optimum in slip resistance even when wet. With our BrickTile you can avoid the danger of slippery quarry tile as well as the rough characteristics of traditional brick pavers.

Our BrickTile are extruded under high vacuum and hard fired to produce our high quality dense products. Our process results in our products having excellent physical characteristics especially when compared to concrete pavers. Of course, to designers and owners the aesthetics possible with our classic brick shape and beautiful colors is just as important

### SIZES

Marion's BrickTile products are available in the modular brick shape (3 5/8" x 7 5/8") in either 1/2" or 15/16" thicknesses. This allows for BrickTile to be used anywhere ceramic tile is considered as well as installations which will have vehicular traffic where 15/16" materials set on slab provides an attractive and functional design opportunity.





Smooth wirecut texture.

## COLORS

Marion's BrickTile products are available in a broad spectrum of fourteen beautiful colors all of which are compatible for color coordinating and/or contrasting design statements. Our palette of colors includes eight clear tones and one ironspot which make up our BrickTile Classics colors. The balance of five colors make up our BrickTile Rustics colors all of which are naturally flashed using reduction firing techniques perfected over many years. You never have to worry your job will have the artificial look you get with chemical flashes used for quarry tile. Also, you can rest assured the hard fired colors of our BrickTile are color fast and will not fade with exposure to sunlight and weather which occurs with all pigmented concrete pavers. But perhaps more importantly, you can bank on Marion Ceramics to take the extra care required to properly formulate each body and to double mix during grinding in order to maintain our color consistency. Finally, designers will be pleased to know Marion offers factory blending which means there is endless opportunity to have any color blend imaginable available for their special jobs.






# BRICKTILE CLASSICS


Marion's BrickTile Classics colors have been developed over many years to fill the needs of architects and designers. Care is taken to produce a wide range of attractive pleasing colors to provide unmatched and unlimited design possibilities.

We start with traditional brick colors including two reds - our Plantation Red (200) which is exceptionally vivid and clear along with Havana Red (250) having reddish brown tones which is a popular match to many residential face brick. It was only natural to offer a chocolate brown color we call Gunstock Brown (410). We then introduced light burning raw materials to perfect our buff color - Chino (600) and our terra cotta - Sunlit Earth (610) which is the base body used to produce the Indian Copper (615) ironspot color.

The balance of our BrickTile Classics colors consists of three of the most beautiful architectural brick colors including our tan-Sahara (820) and two grays - Academy Gray (760) and Cobblestone (510).

Overall, an exceptional range of colors to mix or match on any project - residential or commercial. These colors have proven to be especially attractive when used in combination









## BRICKTILE RUSTICS

All of Marion's BrickTile Rustics colors are natural gas flashed and made from the same body formulas used in their matching clear tone colors. The resulting variegated tones make for a special warmth and rustic feel that can only be achieved with natural materials.

Our two reds are flashed to produce the Tavern Flash (300) and Magnum Flash (255) colors. Our brown flash is called Colonial Blend (440). The Sundance (655) color is made with our buff body and Tangier (675) color is fired from our terra cotta body.

All of our colors are compatible with similarly colored residential face brick and work well with architectural and com-



## FEATURES

All of Marion's BrickTile products are strapped in trays for ease of jobsite handling. All pallets are stretch wrapped prior to shipping. Matching bullnose trim is available including 8", 4" and corner units. Trim for 1/2" is kept in stock with 15/16" produced upon request.

Marion offers a water based penetrating sealer to be used for interior installations and for grout release.

For pool and patio jobs, Marion's Coping product line is available in matching colors in five sizes.

In summary, Marion's BrickTile is the most complete and highest quality product line of

Packaged for easy handling.



Surface bullnose trim available.



Matching pool coping available in five sizes.

## GENERAL INFORMATION

Our BrickTile product line offers the widest selection of sizes and colors in the industry. We make every effort to ensure all aspects of our production process are closely monitored in order to maintain excellence in our products. In order to ensure your complete satisfaction with our BrickTile it is very important that installers and owners comply with the following suggestions:

**SHADING.** Color variations are a natural characteristic of all fired clay products and are inherent in our BrickTile. At the job site, we recommend mixing BrickTile from several cartons to provide a natural blend of color shades. For jobs requiring more than one pallet, blending from cartons from each pallet is recommended. Our clear tone colors will have a slight range of color. Our flashed colors will have a wide range of color. **DO NOT INSTALL ANY BRICKTILE WHICH IS NOT SATISFACTORY IN EVERY WAY.**

**INSTALLATION.** Our BrickTile products should be installed in the same way as unglazed ceramic tile. Please consult the latest edition of the Handbook for Ceramic Tile Installation published by the Tile Council of America, Inc. Please note the importance of having a clean flat sound substrate to set BrickTiles and make sure to provide all expansion joints required for proper engineering.

**GROUT JOINTS.** Our BrickTile will vary in size more than quarry tile especially ground edge products. We recommend a 3/8" grout joint for our BrickTile. This will allow our BrickTile to be set in all popular patterns and avoid the problems which will result with smaller grout joints. Racks should be fabricated using samples of the production run of the actual BrickTile to be installed.

**SEALING.** We recommend that our BrickTile be sealed after installation but before grouting or that an appropriate grout release product be used. This procedure will make final cleanup easier. In addition, after grouting and final cleanup we recommend our BrickTile and grout joints to be resealed, especially for interior jobs.

**MAINTENANCE.** After BrickTiles are grouted, final cleaning should be done with sulfamic acid crystals, followed by complete neutralization with clean, clear water. After installation is completed our BrickTile can be maintained using Hillyard's Super Shineall product which will over time add a patina to the BrickTile.

Due to variations in photography and printing processes, final color selections should be made from actual product samples prior to purchase. **FAILURE TO FOLLOW RECOMMENDATIONS WILL VOID OUR WARRANTY.**

For the nearest distributor of our products, please call us toll free at 800.845.4010 or in South Carolina 843.423.1311. Our fax number is 843.423.1515.

**DISTRIBUTED BY:**