



ACOUSTICAL MASONRY®
BY SOUND SEAL

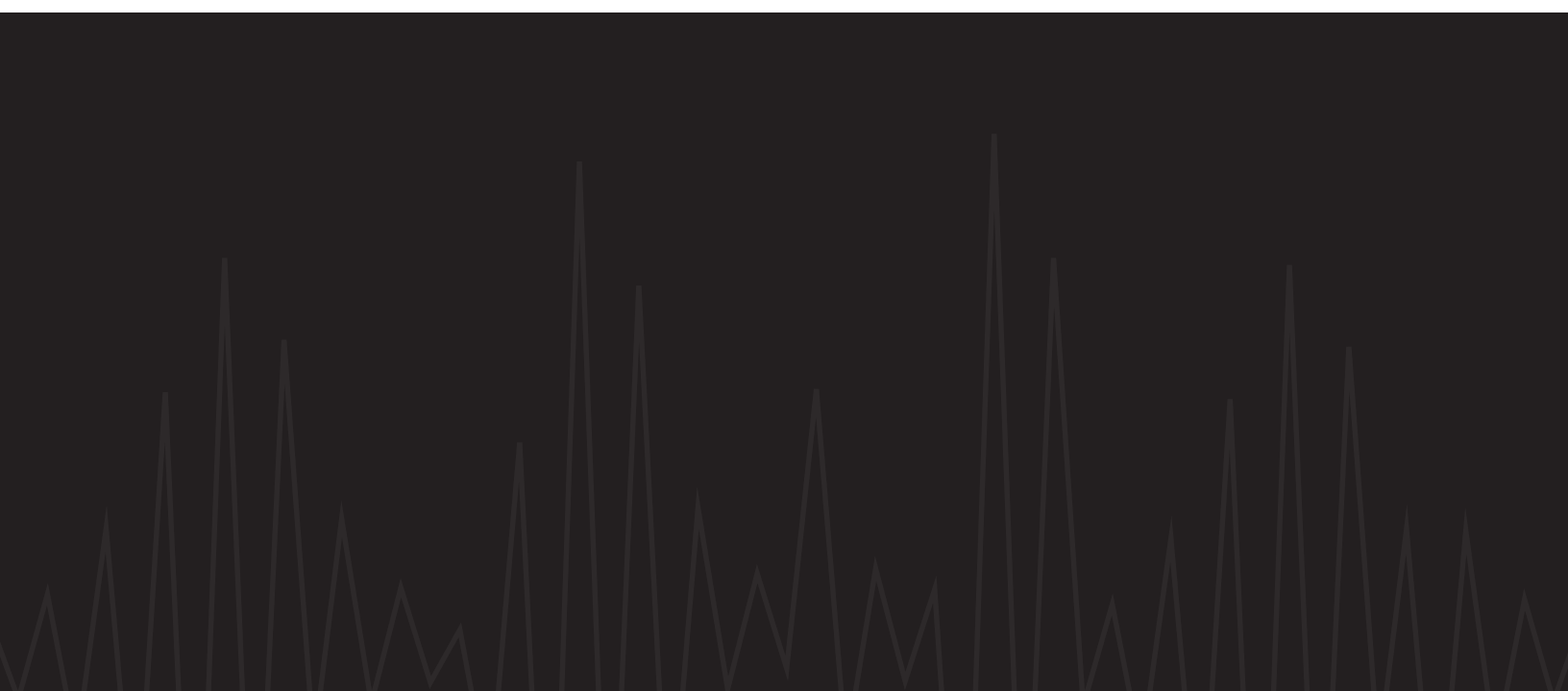


SOUNDCELL®



SOUNDBLOX®

ARCHITECTURAL ACOUSTICS | PRACTICAL NOISE CONTROL



SOUNDBLOX® & SOUNDCELL®

SOUNDBLOX & SOUNDCELL ARCHITECTURAL CONCRETE MASONRY UNITS (ACMUs) ARE STRUCTURAL/ABSORPTIVE/BARRIERS. They positively improve sound quality of interior rooms and outdoor environments and provide structure for walls and buildings with inherent performance advantages. Their three-fold performance of structure/absorption/barrier is provided within a single component acoustical wall system.

Improve Sound Quality

SOUNDBLOX and SOUNDCELL ACMUs are practical solutions to effectively suppress problem noise and thus improve the acoustical atmosphere for safe, affable, human occupation. ACMUs provide healthier acoustical environments via two means of treating unwanted noise:

- 1. Reduce noise within an enclosed space** through absorption and diffusion of sound energy within its core matrix
- 2. Suppress noise transmission to an adjacent room or space** by structuring a robust sound barrier

Provide Structure

SOUNDBLOX and SOUNDCELL ACMUs are utilized to construct versatile structures. ACMUs provide permanent walls comprising system performance characteristics and benefits not found with other wall systems and acoustical improvement products:

- Strong, load-bearing (ACMU walls can support tons of structural loads)
- Structural stability (ACMU walls can provide rigid shear strength to withstand wind loads)
- Fire resistant (fire-resistive-ratings from 1 to 3 hours may be attained)
- Tough, hard-wearing (wear & tear, abuse, and vandal resistant)
- Minimal maintenance (only an occasional cleaning)
- Durable (last for the life of the structure or building)

SOUNDBLOX & SOUNDCELL ACMUs are Structural & Load-Bearing

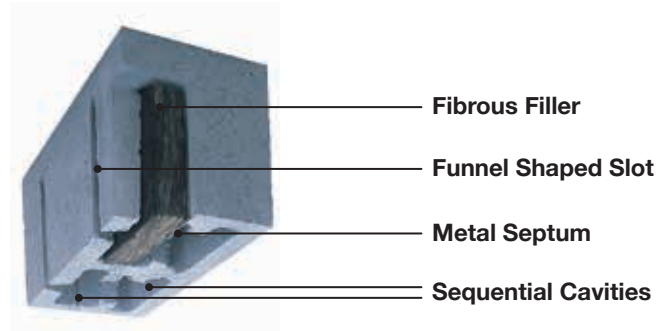
SOUNDBLOX & SOUNDCELL ACMUs have the same compressive strength as standard hollow concrete masonry units of similar composition. Installed conventionally, the in-place cost of these ACMUs is low by comparison to most other acoustical materials. Rugged and durable in construction, SOUNDBLOX & SOUNDCELL ACMUs are an excellent choice for industrial settings, gymnasiums, mechanical equipment rooms, and comparable installations.

SOUNDBLOX®

A Close Up Look at SOUNDBLOX

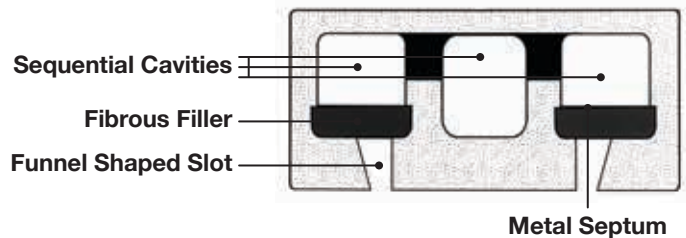

SOUNDBLOX derive their excellent sound absorption from a unique cavity-slot resonator construction. The cavities are closed at the top and the slots allow the cavities to function as damped (Helmholtz) resonators — an excellent sound absorption tool at low frequencies. The slots of the RSR, RSC and Q Type units are funnel-shaped for superior acoustical performance.

The amount of sound absorbed by properly installed SOUNDBLOX is increased dramatically when units incorporating a metal septum (membrane or divider) and fibrous filler in the cavity are specified. Together with funnel-shaped slots, these units provide higher levels of sound absorption across a wider range of frequencies. In addition to sound absorption, SOUNDBLOX walls have a superior sound transmission loss (STL) performance rating when compared to walls of ordinary hollow concrete blocks of similar composition.



Type RSC (6" Shown)

Type RSC 4" & 6" have three (3) sequential cavities, two (2) flared slots, metal foil septa and fibrous fillers, and an NRC rating of .80 and .85 respectively.



Sound Absorption Coefficients — Type RSC (All Surfaces Painted)

		Frequency (Hertz)																	NRC	SAA
Size	Exposed Slots/ Cavities	125	160	200	250	315	400	500	630	800	1000	1250	1600	2000	2500	3150	4000	5000		
4" RSC	2/3	.18	.22	.36	.64	1.12	1.16	1.02	.89	.76	.72	.76	.77	.80	.73	.68	.58	.65	.80	.81
6" RSC	2/3	.48	.70	.93	1.14	1.05	.97	.91	.84	.75	.76	.77	.70	.67	.68	.56	.51	.59	.85	.85


The above sound absorption data was determined by tests conducted at Geiger and Hamme Acoustical Laboratory in strict compliance with ASTM C423 specifications. Actual installed performance may vary. *Measurements at these frequencies were not taken.

SOUNDBLOX®

REINFORCED MASONRY


Type RSC/RF

Reinforceable SOUNDBLOX units provide the sound absorption of Type RSC units. They incorporate a metal septum and filler, and two additional large, straight-through rear cavities, allowing vertical reinforcing, thermal insulation or accommodations for vertical conduits and/or pipes. Available in 8", 10" and 12" thicknesses. Specific dimensions and structural property details of RSC/RF units are available at soundseal.com/masonry.html



Type 12" RSC/RF4 (Additional Groutable Area)

The 12" RSC/RF4 uses a 4" sound absorbing chamber combined with a nominal 8" groutable area. The 12" RSC/RF4 is appropriate for states like CA and FL that require seismic and hurricane specifications and need an 8" nominal groutable area. The overall NRC is .80.



Sound Absorption Coefficients — Type RSC / RF (All Painted Surfaces)


Size	Exposed Slots / Cavities	Frequency (Hertz)																	NRC	SAA
		125	160	200	250	315	400	500	630	800	1000	1250	1600	2000	2500	3150	4000	5000		
8" RSC/RF	2/5	.18	.22	.36	.64	1.12	1.16	1.02	.89	.76	.72	.76	.77	.80	.73	.68	.58	.65	.80	.81
10" RSC/RF	2/5	.18	.22	.36	.64	1.12	1.16	1.02	.89	.76	.72	.76	.77	.80	.73	.68	.58	.65	.80	.81
12" RSC/RF	2/5	.48	.70	.93	1.14	1.05	.97	.91	.84	.75	.76	.77	.70	.67	.68	.56	.51	.59	.85	.85
12" RSC/RF4	2/5	.18	.22	.36	.64	1.12	1.16	1.02	.89	.76	.72	.76	.77	.80	.73	.68	.58	.65	.80	.81

The above sound absorption data was determined by tests conducted at Geiger and Hamme Acoustical Laboratory in strict compliance with ASTM C423 specifications. Actual installed performance may vary. * Test results are identical due to common front cavity configuration.

SPECIAL APPLICATIONS

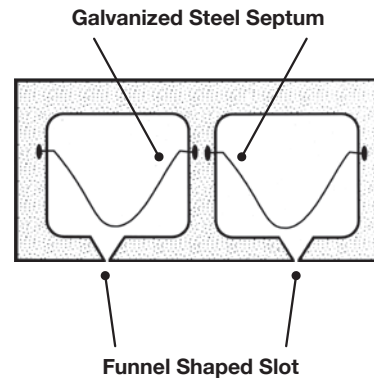
Split Face Units

Split face on exterior for single wythe construction is available in 12" RSC/RF & 12" RSC/RF4. A split faced texture on the back side (opposite the aperture openings) is available for decorative single-wythe applications (units only available in 12" RSC/RF and 12" RSC/RF4).



Type Q

Flared slots in the same width as Type A-1 units on the outer face. Galvanized steel septa placed in unfilled cavities. Available in 8" thickness only. SOUNDBLOX Type Q units have been specifically designed for low frequency absorption. Optimum sound absorption is achieved at 125 Hz.



Sound Absorption Coefficients — Type Q

Frequency (Hertz)										
Size	Type	Surface	Exposed Slots/ Cavities	125	250	500	1000	2000	4000	NRC
8"	Q	Painted	2/2	1.07	.57	.61	.37	.56	.55	.55

The above sound absorption data was determined by tests conducted at Geiger and Hamme Acoustical Laboratory in strict compliance with ASTM C423 specifications. Actual installed performance may vary.

SOUNDCELL®

The SOUNDCELL unit's design innovation is your practical solution to effectively absorb problem noise, diffuse sound energy, and more thoroughly capture flutter echo, standing waves and sound intensity annoyances — with style.

These unique ACMUs form stacking volume resonators, which are highly effective at reducing low frequency noise.



Optional Grout Shields
(only available with 12" units as shown)

Sound Absorption Coefficients

Frequency (Hertz)

Size	100	125	160	200	250	315	400	500	630	800	1K	1.25K	1.6K	2K	2.5K	3.15K	4K	5K	NRC	SAA
8"	.50	.67	.94	1.16	.89	.68	.59	.51	.55	.66	.75	.78	.79	.77	.71	.68	.69	.69	.75	.74
12"	1.20	.95	.96	.89	.64	.55	.54	.55	.60	.72	.74	.76	.79	.81	.75	.73	.72	.73	.70	.70


The above sound absorption data was determined by tests conducted at Riverbank Acoustical Laboratories in strict compliance with ASTM C423 and E795. Actual installed performance may vary.



SOUNDCELL® & ACOUSTADE™

Absorption / Helmholtz Resonator (Capture & Eliminate Noise)

SOUNDCELL & ACOUSTADE ACMUs utilize a stacking, slot-type, Helmholtz volume resonator to achieve sound absorption at all frequencies. The 12½" unit offers an unmatched 100% average absorption efficiency at the 100-125-160-200 Hz frequency bandwidth. This low frequency absorption is invaluable in supplying sound control that cannot be captured by carpets, drapes, acoustical tiles and similar items.



Flutter Echo (Arrest Sound Annoyance)

Often heard as a high frequency 'ringing' or 'buzzing', flutter echo can be an annoyance to speech intelligibility as well as confusing to the ear. Flutter can be reduced by skewing walls as little as one inch to one foot (1:12). SOUNDCELL & ACOUSTADE have 77% of its surface area skewed to a (3:12) ratio in order to arrest this flutter echo annoyance.



Standing Wave / Resonate Frequencies (Control Room Resonance)

A typical square room design with parallel surfaces supports standing waves at frequencies which are determined by the size of the room. The fundamental resonant frequencies associated with room dimensions fall primarily in the bass (low frequency) range and give the building space a "boomy" quality. SOUNDCELL & ACOUSTADE do not produce opposite parallel surface planes and has an effective 1.2 absorption coefficient at the difficult-to-treat 125 Hz octave band to control the standing wave - resonant frequency effect.



Diffusion (Improve Sound Quality)

Many rooms utilizing flat, exposed masonry promote sound 'bounce' and problematic reflections. SOUNDCELL & ACOUSTADE improve the quality and nature of sound by providing desirable diffusion with their innovative grid and impressed forms.




ACOUSTADE™

ACOUSTADE™ Masonry Units

Now even more design options are available. ACOUSTADE masonry units offer the same noise absorption capabilities as SOUNDCELL units, but with a unique design appearance.

Strong vertical lines are formed, and the skews are reversible by turning the units over. This feature offers enhanced diffusion and better distribution of directional sound.



Available in 8" & 12" widths.
Optional grout shields only
available with 12" units,
as shown.



www.soundseal.com

