



CAPE GIRARDEAU CATALOG | Vol. III
PAVERS | WALLS | OUTDOOR LIVING



CityStone™ Demi / Granite Blend and Harington® Medley / Chicago Blend



Imagine the possibilities...

Every day, Keystone Hardscapes helps turn possibilities into realities: an intimate backyard gathering space to entertain family and friends... a plaza with a unique, stylish ambiance... a stunning driveway and walkways to make that great first impression...





















Keystone Hardscapes is where beauty, versatility and function meet. Since the 1980s, our products have been installed in thousands of residential and commercial properties. Our innovative pavers, walls and outdoor living elements continue to be favorites of homeowners, contractors, designers and developers.

Locally made products, nationally trusted brand. Trust us to help bring your next project to life.

www.keystonehardscapes.com



Panorama™ Demi & Supra / Granite Blend

Application Key		
ADA 	Freestanding Walls 	Pedestrian 
Benches 	Heavy Vehicular 	Permeable 
Columns 	Kitchens 	Planters 
Driveways 	Light Vehicular 	Pool Decks 
Erosion Control 	Mailboxes 	Retaining Walls 
Fire Pits 	Medium Vehicular 	Steps 
Fireplaces 	Patios 	

07	GET INSPIRED
	Outdoor Living 6
	Driveways 10
	Poolside 14
17	PAVER COLLECTION
	Permeable Pavers
	Eco-CityLock® 5x10..... 19
	Eco-CityLock® 5x10 Herr 20
	Eco-CityLock® L-10 20
	Eco-CityLock® Demi 21
	Eco-Panorama™ Demi 22
	Eco-Venetian® 23
	Pavers
	Coping Bullnose 24
	Capriana Platinum Series 26
	CityStone™ Demi & Supra 28
	Cumberland - Tumbled..... 30
	Holland Stone 32
	Panorama™ Demi & Supra 34
	Plaza Stone..... 36
	Venetian® - Tumbled..... 38
41	WALL COLLECTION
	Structural Walls
	BroadStone® 6" - Straight..... 42
	BroadStone® 8" - RockFace..... 43
	Regal Stone Pro® - RockFace..... 44
	Landscape Walls
	Harington® Medley..... 46
	Harington® Freestanding 3-pc..... 48
	Legacy Stone® - Straight..... 50
	Legacy Stone® - Tri-Plane..... 50
	RockWall - Small 52
	Rumbled Wall™ 54
	Stonegate® 56
	Wall Caps & Corners 58
61	FIRE PIT KITS
	Round Fire Pit Kit 62
	Stonegate® Certified Designs..... 62
67	RESOURCES
	Color Matrix 68
	Product Specifications 69
	Laying Patterns 74
	Pallet Overviews 76
	Accessories 79



Stonegate® / Granite Blend



Panorama™ Demi & Supra / Sand Blend



Stonegate®



CityStone™ XL / Charcoal & Pewter and Stonegate® / Granite Blend


Outdoor Living



Panorama™ Demi / Granite Blend



Venetian® - Tumbled / Earth Blend



Venetian® - Tumbled / Chicago Blend

Driveways



Plaza Stone 3-pc Combo / Chicago Blend (Special Order)


Driveways



Capriana / Café



Plaza Stone / Chicago Blend



Panorama™ Demi & Supra / Sand Blend



Holland Stone / White/Slate/Charcoal (Special Order)

Available Finishes



Standard
Traditional machine-
molded finish with
beveled edges.



Tumbled
Tumbled finish
reminiscent of Old World
European charm.



Platinum Series
Smooth finish with a fine
gradient texture allows
for a brighter color
presentation and color
endurance.

Contents

17	PAVER COLLECTION
Permeable Pavers	
Eco-CityLock® 5x10.....	19
Eco-CityLock® 5x10 Herr	20
Eco-CityLock® L-10	20
Eco-CityLock® Demi	21
Eco-Panorama™ Demi	22
Eco-Venetian®	23
Pavers	
Coping Bullnose	24
Capriana Platinum Series	26
CityStone™ Demi & Supra	28
Cumberland - Tumbled.....	30
Holland Stone	32
Panorama™ Demi & Supra	34
Plaza Stone.....	36
Venetian® - Tumbled.....	38



Panorama™ Demi & Supra / Eddington Blend



An innovative modular permeable paver system with contemporary aesthetics, the Eco-CityLock series delivers a sustainable, pervious pavement surface.

ECO-CITYLOCK® 5x10



Chicago Blend

Colors printed here are as true a match as the printing process will allow. For best matching results, please refer to actual samples.



#315
5" x 10" x 3 1/8"



ECO-CITYLOCK®
5x10 Herr & L-10



The fine chamfers of Eco-CityLock create a contemporary aesthetic and deliver a smooth rolling surface, making it ideal for dynamic loads.



SPECIAL ORDER ONLY. MINIMUM RUN QUANTITIES APPLY.

Colors printed here are as true a match as the printing process will allow. For best matching results, please refer to actual samples.



5x10
5" x 10" x 3 1/8"

L
10" x 10" x 3 1/8"

#324 5x10 Herr - Bundle



Key
5" x 10" x 3 1/8"

L
10" x 10" x 3 1/8"

#316 L-10 - Bundle



ECO-CITYLOCK®
Demi




Eco-CityLock units share a common joint design that eliminates bond line creep to enable installation patterns previously avoided in vehicular applications.



SPECIAL ORDER ONLY. MINIMUM RUN QUANTITIES APPLY.

Colors printed here are as true a match as the printing process will allow. For best matching results, please refer to actual samples.



4x8
4" x 8" x 3 1/8"

8x8
8" x 8" x 3 1/8"

8x12
8" x 12" x 3 1/8"

#317 Demi - Bundle



ECO-PANORAMA™
Demi




The Eco-Panorama permeable paver series evokes the timeless appeal of weathered cut flagstone while performing as structural pavement and reducing, or eliminating, stormwater detention.



SPECIAL ORDER ONLY. MINIMUM RUN QUANTITIES APPLY.

Colors printed here are as true a match as the printing process will allow. For best matching results, please refer to actual samples.



4x8
4" x 8" x 3 1/8"

8x8
8" x 8" x 3 1/8"

8x12
8" x 12" x 3 1/8"

#366 Demi - Bundle



ECO-VENETIAN®
Combo Mech 80mm



Eco-Venetian Combo is the sustainable solution for modular multi-shape permeable pavements and can assist in meeting current EPA stormwater regulations and LEED certifications.



SPECIAL ORDER ONLY. MINIMUM RUN QUANTITIES APPLY.

Colors printed here are as true a match as the printing process will allow. For best matching results, please refer to actual samples.



5x5
5" x 5" x 3 1/8"

5x10
10" x 5" x 3 1/8"

10x10
10" x 10" x 3 1/8"

#682 - Bundle





COPING

Bullnose



Charcoal



Dark Brown



Sandstone

Colors printed here are as true a match as the printing process will allow. For best matching results, please refer to actual samples.



#LBW6
6" x 12" x 2 3/8"

Coping Stones (Bullnose pavers) are a perfect addition to any hardscape project and are most commonly used as edging around pools. They are also used to highlight entryways, steps or on any other application requiring a finished edge.



CAPRIANA

Platinum Series



Café
(Platinum Series)

Colors printed here are as true a match as the printing process will allow. For best matching results, please refer to actual samples.



7x14
7" x 14" x 2"

14x14
14" x 14" x 2"

14x21
14" x 21" x 2"

#670F - Bundle

From expansive courtyards to intimate patios, Capriana brings grand scale and elegance to hardscape designs with its trio of large-format pavers and understated textured surface.



CITYSTONE™

Demi & Supra



Granite Sand Blend

Colors printed here are as true a match as the printing process will allow. For best matching results, please refer to actual samples.

- 4x8**
3¹⁵/₁₆" x 7⁷/₈" x 2³/₈"
- 8x8**
7⁷/₈" x 7⁷/₈" x 2³/₈"
- 8x12**
7⁷/₈" x 11¹³/₁₆" x 2³/₈"

#363 Demi - Bundle^{1,2}

- 8x16**
7⁷/₈" x 15³/₄" x 2³/₈"
- 16x8**
15³/₄" x 15³/₄" x 2³/₈"
- 16x24**
15³/₄" x 23⁵/₈" x 2³/₈"

#364 Supra - Bundle¹

CityStone pavers deliver a sleek, modern style and sophistication. CityStone Demi & Supra can be installed as stand-alone three-piece, or a combined a six-piece, paving system.



CUMBERLAND

Tumbled



Chicago Blend



Earth Blend

Colors printed here are as true a match as the printing process will allow. For best matching results, please refer to actual samples.



3x6
2¹⁵/₁₆" x 5¹⁵/₁₆" x 2³/₈"



6x6
5¹⁵/₁₆" x 5¹⁵/₁₆" x 2³/₈"




6x9
5¹⁵/₁₆" x 8⁷/₈" x 2³/₈"

#347 - Bundle

The gently waved surface and edges of the Cumberland Combo create a timeless Old World weathered appearance. This versatile paving system also meets the gap and lippage requirements of the ADA.



HOLLAND STONE



Antique Red Charcoal Earth Blend

Colors printed here are as true a match as the printing process will allow. For best matching results, please refer to actual samples.



#217
3¹⁵/₁₆" x 7⁷/₈" x 2³/₈"

Holland Stone offers the charm and versatility of a simple rectangular shape. From simplistic to intricate, pattern options are almost endless. Maximize design potential by combining pattern and color options.

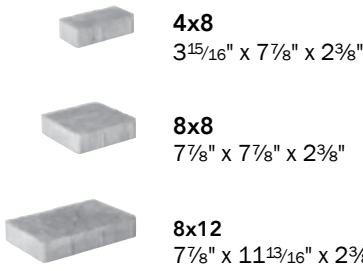


PANORAMA™
Demi & Supra

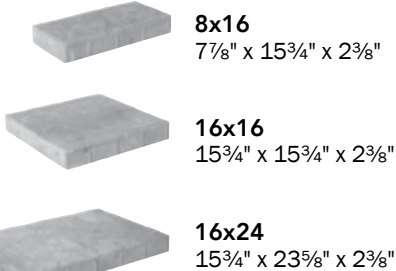


Eddington Blend Granite Sand Blend Trinity Blend

Colors printed here are as true a match as the printing process will allow. For best matching results, please refer to actual samples.



#367 Demi - Bundle^{1,2}



#368 Supra - Bundle¹

Let this six-piece series bring your next hardscape design to life with sophistication and style. Panorama Demi & Supra can also be installed as two stand-alone three-piece paving systems.



PLAZA STONE



Chicago Blend



Earth Blend



Old Town Blend

Colors printed here are as true a match as the printing process will allow. For best matching results, please refer to actual samples.



#646 - 6x6²
5¹⁵/₁₆" x 5¹⁵/₁₆" x 2³/₈"



#606 - 6x9¹
5¹⁵/₁₆" x 8⁷/₈" x 2³/₈"

Plaza Stone creates a welcoming effect with its “pillow top” surface and soft curved edges. The classic square and rectangle shapes make this a versatile paving system for both commercial and residential settings.



VENETIAN®
Tumbled



#262T - 2-pc Combo



Adobe Blend
Tumbled



Chicago Blend
Tumbled



Earth Blend
Tumbled

#267T - 2-pc Combo, #269T - 6x12 and #270T - 12x12



Chicago Blend
Tumbled



Earth Blend
Tumbled



River Blend
Tumbled

Colors printed here are as true a match as the printing process will allow. For best matching results, please refer to actual samples.



6x6
5¹⁵/₁₆" x 5¹⁵/₁₆" x 1³/₄"



6x6
5¹⁵/₁₆" x 5¹⁵/₁₆" x 2³/₈"



#269T - 6x12
5¹⁵/₁₆" x 11¹³/₁₆" x 2³/₈"



6x9
5¹⁵/₁₆" x 8⁷/₈" x 1³/₄"



6x9
5¹⁵/₁₆" x 8⁷/₈" x 2³/₈"



#270T - 12x12
11¹³/₁₆" x 11¹³/₁₆" x 2³/₈"

#262T - Bundle

#267T - Bundle

A uniquely attractive textured surface sets Venetian apart from ordinary pavers, allowing for a dynamic interaction with sunlight and evoking the timeless beauty of flagstone. They are ideal for residential and commercial applications.

41	WALL COLLECTION
Structural Walls	
BroadStone® 6" - Straight.....	42
BroadStone® 8" - RockFace.....	43
Regal Stone Pro® - RockFace.....	44
Landscape Walls	
Harington® Medley.....	46
Harington® Freestanding 3-pc.....	48
Legacy Stone® - Straight.....	50
Legacy Stone® - Tri-Plane.....	50
RockWall - Small	52
Rumbled Wall™	54
Stonegate®	56
Wall Caps & Corners	58



Regal Stone Pro® - Medley / Adobe Blend



Stonegate® / Granite Blend

BROADSTONE®

6" Straight



BroadStone’s beautiful rough-hewn texture, along with its stable lug connection, simplify the creation of impressive walls with easy core fill and near vertical batter.



Colors printed here are as true a match as the printing process will allow. For best matching results, please refer to actual samples.



#784
6" x 18" x 12"

BROADSTONE®

8" RockFace



BroadStone is a modular concrete retaining wall system that minimizes installation costs while maximizing structural performance. Labor is reduced by drop-and-click placement, plumb-line core filling and a connector-free installation.



Colors printed here are as true a match as the printing process will allow. For best matching results, please refer to actual samples.



#771
8" x 18" x 12"



REGAL STONE PRO®
RockFace



Adobe Blend



Buff



Earth Blend



Pewter

Colors printed here are as true a match as the printing process will allow. For best matching results, please refer to actual samples.



#818
8" x 18" x 12"

A full one-square-foot face complemented with natural stone texture makes the Regal Stone Pro - RockFace a distinctive addition to a landscape. The hollow but sturdy core helps lighten the unit for easy handling.



Harington - Medley offers a combination of scored and straight split units achieving the beauty of a three-piece system with the efficiencies of a single unit installation. The rear lip simplifies alignment and speed of construction.

HARINGTON®
Medley



Chicago Blend



Earth Blend

Colors printed here are as true a match as the printing process will allow. For best matching results, please refer to actual samples.



Left Score
6" x 18" x 12"



Straight
6" x 18" x 12"



Right Score
6" x 18" x 12"

#870 Bundle



The Harington Freestanding 3-piece wall is crafted in compelling colors and rough-hewn textures. Create curved or straight freestanding walls, columns, outdoor kitchens and fire features with this versatile system.

HARINGTON®
Freestanding 3-pc



Chicago Blend



Earth Blend

Colors printed here are as true a match as the printing process will allow. For best matching results, please refer to actual samples.



Small
6" x 6"/4" x 9"



Medium
6" x 12"/10" x 9"



Large
6" x 18"/16" x 9"

#889 Bundle



LEGACY STONE®

Straight & Tri-Plane



#839N - Straight Unit



Adobe Blend



Buff



Earth Blend



Oaks Blend



Pewter

#837N - Tri-Plane Unit



Earth Blend



Oaks Blend



Pewter

Colors printed here are as true a match as the printing process will allow. For best matching results, please refer to actual samples.



#839N - Straight
6" x 16⁷/₈" x 10"



#837N - Tri-Plane
6" x 15¹/₂" x 10"

A favorite of both contractors and homeowners, Keystone's Legacy Stone is ideal for small to medium gravity walls up to 3 feet in height, tiered walls, planters, tree rings, and garden borders.



ROCKWALL

Small



Buff



Earth Blend



Oaks Blend

Colors printed here are as true a match as the printing process will allow. For best matching results, please refer to actual samples.




#875
4" x 11⁵/₈" x 6³/₄"

RockWall brings an unmatched sense of permanence to any home landscape. Environmentally friendly and easy to install, this unit can be configured in a variety of ways to create walls that naturally flow with landscape contours.



Rumbled Wall provides rustic building blocks for do-it-yourself hardscape projects. Its weathered appearance offers a natural look and feel, adding texture and depth to raised planting beds, fire pits, columns, and seatwalls.

RUMBLED WALL™



#518



Chicago Blend



Earth Blend



Old Town Blend

#519



Earth Blend

Colors printed here are as true a match as the printing process will allow. For best matching results, please refer to actual samples.



#518 - 4x8x12
4" x 8" x 12"



#519 - 4x8x16
4" x 8" x 16"



Reminiscent of the charming walls of the European countryside, Keystone’s Stonegate features a smoothly weathered stone appearance, perfect for outdoor living projects, free-standing and retaining walls.

STONEGATE®



Café Earth Blend Granite Blend River Blend

Colors printed here are as true a match as the printing process will allow. For best matching results, please refer to actual samples.



Small 6" x 6"/4" x 10"
Medium 6" x 12"/10" x 10"
Large 6" x 16"/14" x 10"
#110177T - Cap 3" x 12" x 11"

2 Connection pins required per unit.

#110176T Bundle

*Retaining walls higher than 3' can be reached with proper engineering and the use of geosynthetic reinforcement.



Add the perfect finishing touch of architectural detail with wall caps. The smaller scale of the caps combine with the larger scale wall unit to give the completed installation a distinctive and unique appearance.

WALL CAPS & CORNERS



#814 - 2" Rectangle Cap



Buff Earth Blend Oaks Blend

#110819 - 3" Rectangle Cap



Adobe Blend Buff Chicago Blend Earth Blend Oaks Blend Pewter

#831 - 4" Rectangle Cap



Adobe Blend Buff Earth Blend Pewter

#110894 - 6" Straight Corner




Adobe Blend Chicago Blend Earth Blend


Colors printed here are as true a match as the printing process will allow. For best matching results, please refer to actual samples.



#814 - 2" Rectangle Cap
2" x 11 7/8" x 8"



#110819 - 3" Rectangle Cap
3" x 18" x 13 1/2"



#831 - 4" Rectangle Cap
4" x 18" x 13 1/2"



#110894 - 6" Straight Corner
6" x 18" x 9"



RumbleStone®

Contents

61	FIRE PIT KITS
	Round Fire Pit Kit 62
	Stonegate® Certified Designs..... 62



Stonegate® Fire Pit

ROUND
Fire Pit Kit

Nothing compares with the simple, timeless appeal of a fire pit, offering a gathering place for family and friends. A Fire Pit Kit makes a great weekend project that can create a space for the best of memories.

RumbleStone®



Café

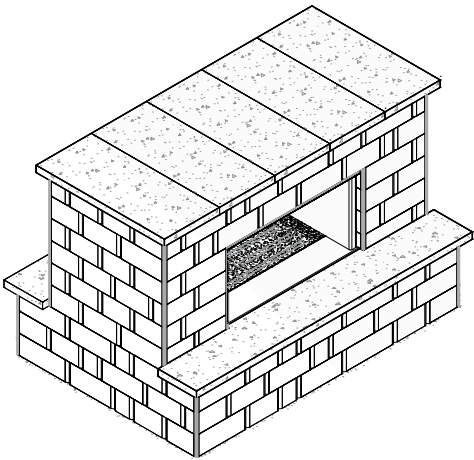


Dimensions	Included	Product Numbers
45.8" Outside Diameter x 10.5" Height	(1) 31" round insert, 48 RumbleStone Mini units, 48 RumbleStone Trapezoid units, 5 bags of sand, and 4 tubes of adhesive	#496.RPT.31.78

1 RumbleStone fire pit insert - 417.RJT-IX-31

STONEGATE® CERTIFIED DESIGNS

- NO CUT fireplace and grill station designs
- EFFICIENT: Full pallet quantities (3 & 2 pallet designs)
- LESS LABOR: Installation is now a 2 person job
- EASY: Less experienced installers can easily master
- INCREASE PROFITS: Simplifies selling & build process



2-sided/2-hearth Fireplace



Colors printed here are as true a match as the printing process will allow. For best matching results, please refer to actual samples.

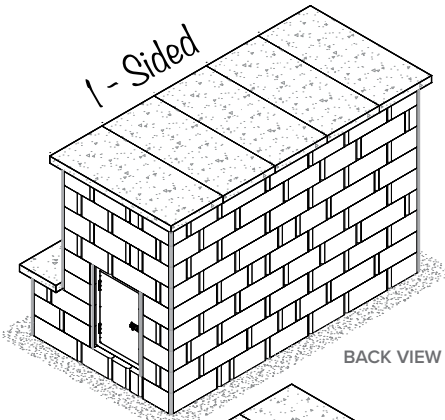
WARNING: Combustion byproducts produced when using this product include carbon monoxide, a chemical known to the State of California to cause birth defects or other reproductive harm.

FIREPLACES & GRILL STATIONS

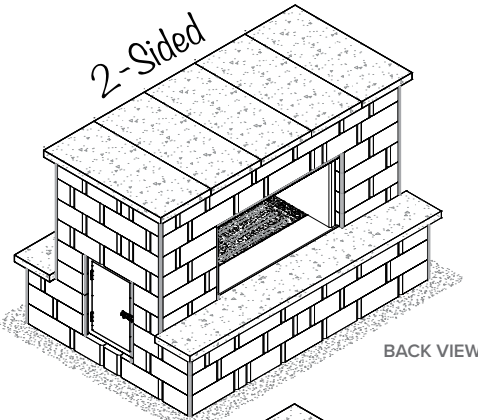
Every day homeowners are choosing Keystone Hardscapes to turn their outdoor living dreams into realities. Help bring your customers' dreams to life, and increase your sales in the process, with grill station and fireplace Stonegate Certified Designs.



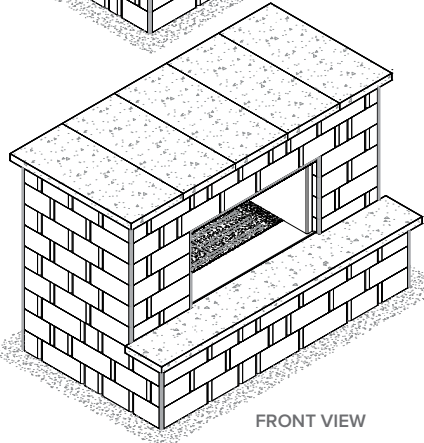
FIREPLACE • 1-sided & 2-sided3-Pallet Designs



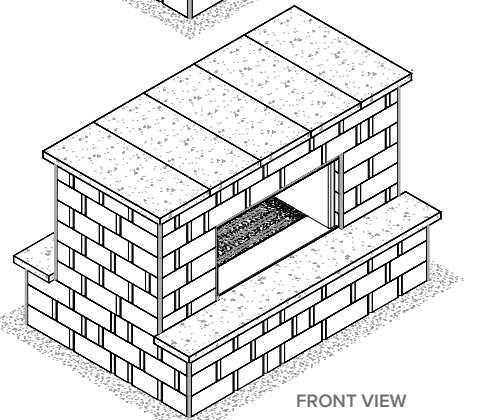
BACK VIEW



BACK VIEW



FRONT VIEW

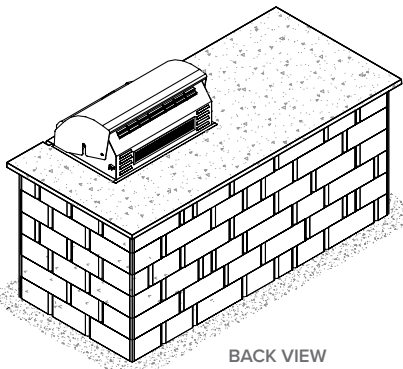


FRONT VIEW

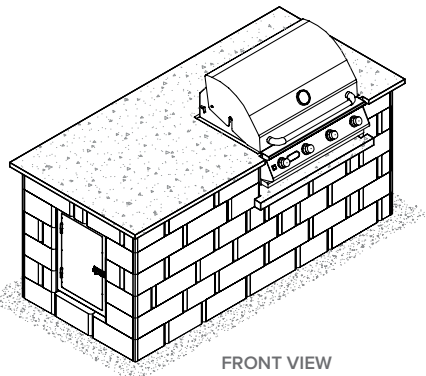
Sold Separately Fireplace insert, burner kit, access door, vents, hearth & top material - see ACCESSORIES

STRAIGHT GRILL STATION

2-Pallet Design



BACK VIEW



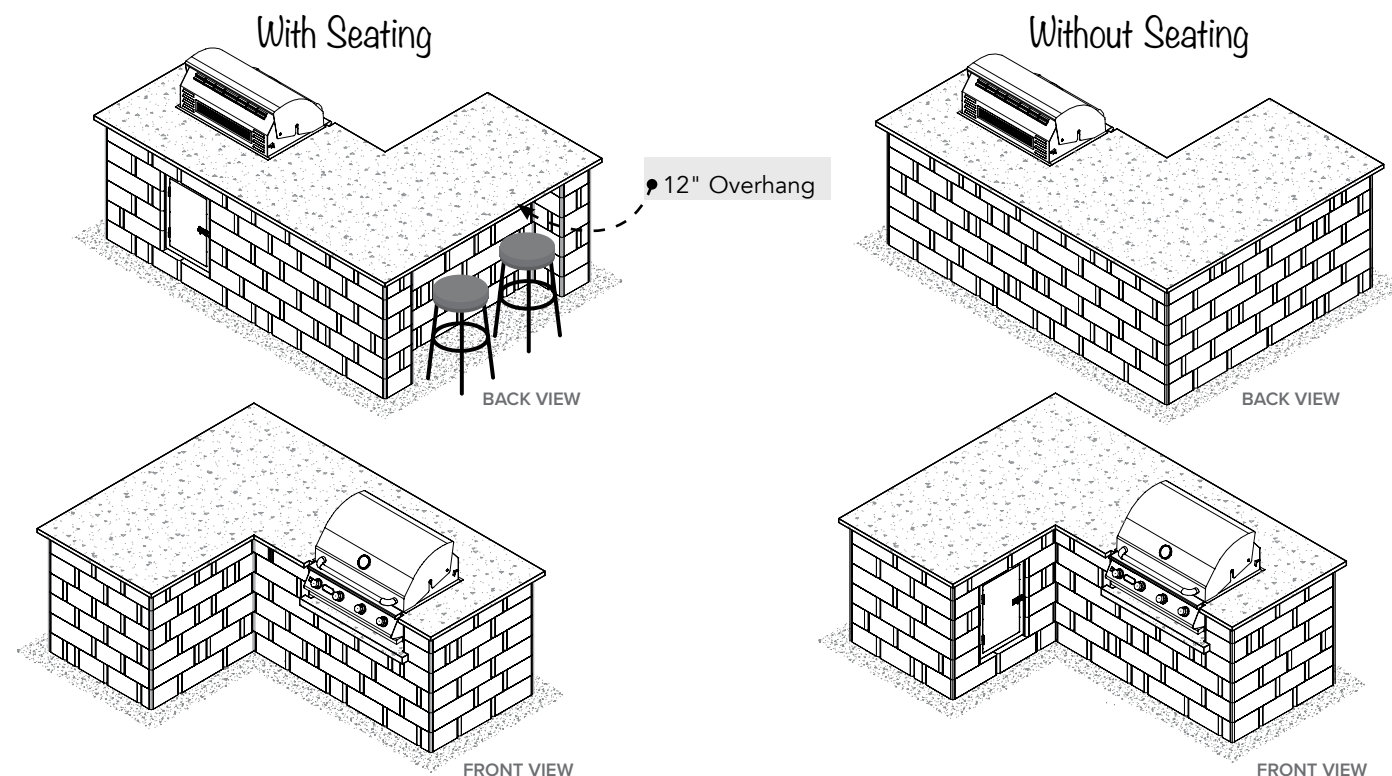
FRONT VIEW

Sold Separately Grill head, access door, vents, counter top & filler material - see ACCESSORIES

Notes: Design and layout subject to change • Stonegate color may vary by location • Propane tanks not included.

L-SHAPED GRILL STATION • With & Without Seating

3-Pallet Designs



Sold Separately Grill head, access door, vents, counter top & filler material - see **ACCESSORIES**

Download step-by-step installation instructions from our website: www.keystonehardscapes.com

ACCESSORIES Sold Separately

Fireplace Insert & Access Door Options

Manufacturer	Model	Description	Notes
RJ Thomas	RJT FPI-3	2-Sided Fireplace Insert, Black Carbon Steel	Sold 6 units per pallet, 6 unit minimum. Additional discounts for orders of 100+ units.
RJ Thomas	RJT FPI-4	1-Sided Fireplace Insert, Black Carbon Steel	
RJ Thomas	RJT FPI-D	Access Door w/ Vents, Black Carbon Steel	
RJ Thomas	RJT FPI-3/S	2-Sided Fireplace Insert, Stainless Steel	
RJ Thomas	RJT FPI-4/S	1-Sided Fireplace Insert, Stainless Steel	
RJ Thomas	RJT FPI-D/S	Access Door w/ Vents, Stainless Steel	

To order from RJ Thomas, contact: customerservice@rjthomas.com or call 800-762-9002

Grill Heads Options

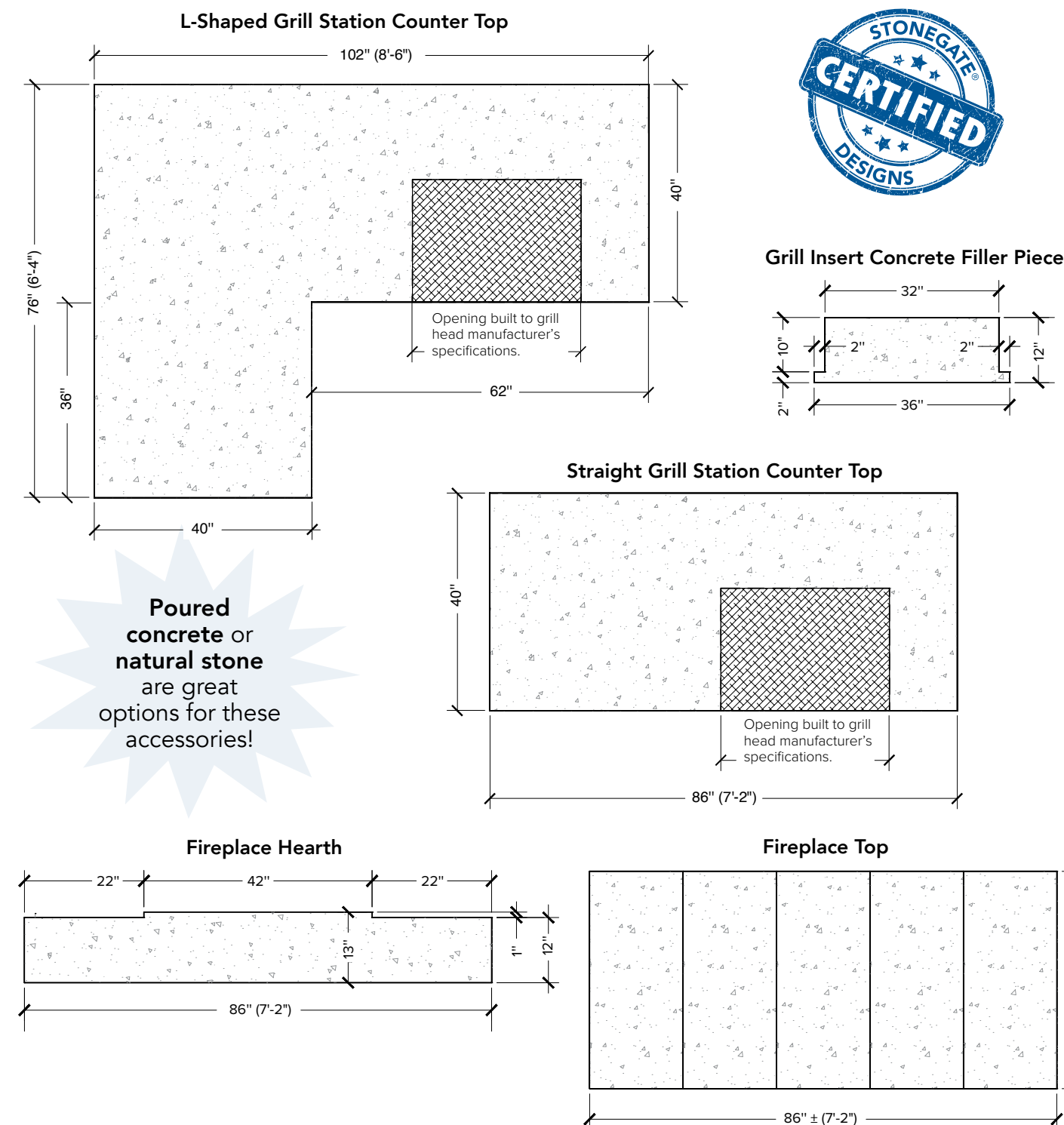
Manufacturer	Model	Description	Notes
Coyote	C2C34	Grill head; 32 in. block opening; counter cutout width 31 in.; fascia width 34 in.	Purchase from a local distributor of your choice.
Bull	Angus	Grill head; 32 in. block opening; counter cutout width 31 in.; fascia width 30½ in.	
Bull	Lonestar	Grill head; 32 in. block opening; counter cutout width 31 in.; fascia width 30½ in.	
Bull	Outlaw	Grill head; 32 in. block opening; counter cutout width 31 in.; fascia width 30½ in.	
Blaze	BLZ-4	Grill head; 32 in. block opening; counter cutout width 30-5/8 in.; fascia width 32½ in.	
AOG	30NBL/T	Grill head; 32 in. block opening; counter cutout width 30-5/8 in.; fascia width 31 in.	

Fireplace Burner Kits

Manufacturer	Model	Description	Notes
HPC Fire Inspired	FPK/HBS30PS/ST-KIT	Stainless Steel H- Burner Kit for 20 lb LP tank.	Rated at 120K BTU with gas inlet on the end to fit into your design.
HPC Fire Inspired	FPK/HBS30PS/LP-KIT	Stainless Steel H-Burner Kit for hard pipe LP with flex-line	
HPC Fire Inspired	FPK/HBS30PS/NG-KIT	Stainless Steel H-Burner Kit for hard pipe NG with flex-line	

To order from HPC Fire Inspired, email: orders@hpcfire.com or order online: www.store.hpcfire.com

ACCESSORIES Dimensions



Learn how to create concrete counter tops at www.quikrete.com

Colors printed here are as true a match as the printing process will allow. For best matching results, please refer to actual samples.

WARNING: Combustion byproducts produced when using this product include carbon monoxide, a chemical known to the State of California to cause birth defects or other reproductive harm.



BroadStone® 8" RockFace / Adobe Blend

Contents

67	RESOURCES
	Color Matrix68
	Product Specifications69
	Laying Patterns74
	Pallet Overviews76
	Accessories79



Rumbled Wall™ / Earth Blend

COLOR MATRIX

This color matrix serves as a guide for color selection across product lines.

		Standard																Tumbled				Café (Platinum)					
		Adobe Blend	Antique Red	Buff	Café	Charcoal	Chicago Blend	Dark Brown	Earth Blend	Eddington Blend	Granite Blend	Oaks Blend	Old Town Blend	Pewter	River Blend	Sand Blend	Sandstone	Trinity Blend	Adobe Blend	Chicago Blend	Earth Blend		River Blend				
Prod. No.	PAVER COLLECTION																										
315	Eco-CityLock 5x10 80mm						x																				
324	Eco-CityLock 5x10 Herr 80mm	Special Order Only. Minimum Run Quantities Apply.																									
316	Eco-CityLock L-10 80mm																										
317	Eco-CityLock Demi 80mm																										
366	Eco-Panorama Demi 80mm																										
682	Eco-Venetian Combo Mech 80mm																										
LBW6	Coping Bullnose 60mm					x		x									x										
670F	Capriana Platinum Series																					x					
363	CityStone Demi 60mm										x						x										
347	Cumberland																			x	x						
217	Holland Stone 60mm		x			x			x																		
367	Panorama Demi 60mm									x	x						x		x								
646	Plaza Stone Square 60mm						x		x				x														
606	Plaza Stone Rectangle 60mm						x		x				x														
262T	Venetian 2-pc Combo 45mm																		x	x	x						
267T	Venetian 2-pc Combo 60mm																			x	x	x					
269T	Venetian 6x12 60mm																			x	x	x					
270T	Venetian 12x12 60mm																			x	x	x					
Prod. No.	WALL COLLECTION																										
784	BroadStone 6" Straight	x		x			x		x			x		x													
771	BroadStone 8" RockFace	x							x					x													
818	Regal Stone Pro - RockFace	x		x					x					x													
870	Harington Medley						x		x																		
889	Harington Freestanding 3-pc						x		x																		
839N	Legacy Stone - Straight	x		x					x			x		x													
837N	Legacy Stone - Tri-Plane								x			x		x													
875	RockWall - Small			x					x			x															
518	Rumbled Wall 4x8x12						x		x				x														
519	Rumbled Wall 4x8x16								x																		
110176T	Stonegate				x				x		x				x												
Prod. No.	WALL CAPS & CORNERS																										
110177T	Stonegate Cap				x				x		x				x												
814	2" Rectangle Cap			x					x			x															
110819	3" Rectangle Cap	x		x			x		x			x		x													
831	4" Rectangle Cap	x		x					x					x													
110894	6" Straight Corner	x					x		x																		

SPECIFICATIONS Permeable Pavers

Eco-CityLock® 5x10

Product No.	Height	Dimensions	Units/Pallet	Pallet Weight	Sq.Ft./Pallet
#315	80mm	5" x 10" x 3½"	280	3,612 lbs	97

Eco-CityLock® 5x10 Herr

Product No.	Height	Dimensions	Units/Pallet	Pallet Weight	Sq.Ft./Pallet
#324	80mm	5" x 10" x 3½"	208	3,497 lbs	98
	80mm	10" x 10" x 3½"	48		

Eco-CityLock® L-10

Product No.	Height	Dimensions	Units/Pallet	Pallet Weight	Sq.Ft./Pallet
#316	80mm	5" x 10" x 3½"	16	3,620 lbs	97
	80mm	10" x 10" x 3½"	176		

Eco-CityLock® Demi

Product No.	Height	Dimensions	Units/Pallet	Pallet Weight	Sq.Ft./Pallet
#317	80mm	4" x 8" x 3½"	64	3,074 lbs	86
	80mm	8" x 8" x 3½"	64		
	80mm	8" x 12" x 3½"	64		

Eco-Panorama® Demi

Product No.	Height	Dimensions	Units/Pallet	Pallet Weight	Sq.Ft./Pallet
#366	80mm	4" x 8" x 3½"	64	3,074 lbs	86
	80mm	8" x 8" x 3½"	64		
	80mm	8" x 12" x 3½"	64		

Eco-Venetian® Combo Mech

Product No.	Height	Dimensions	Units/Pallet	Pallet Weight	Sq.Ft./Pallet
#682	80mm	5" x 5" x 3½"	80	3,128 lbs	84
	80mm	5" x 10" x 3½"	136		
	80mm	10" x 10" x 3½"	32		

Dimensions are nominal.

- Special Order Only.
- Minimum run quantities apply.

- Special Order Only.
- Minimum run quantities apply.

- Special Order Only.
- Minimum run quantities apply.

- Special Order Only.
- Minimum run quantities apply.

- Special Order Only.
- Minimum run quantities apply.

SPECIFICATIONS Pavers

Coping Bullnose

Product No.	Height	Dimensions	Units/Pallet	Pallet Weight	Sq.Ft./Pallet
#LBW6	60mm	6" x 12" x 2⅜"	208	2,375 lbs	104

Capriana Combo

Product No.	Height	Dimensions	Units/Pallet	Pallet Weight	Sq.Ft./Pallet
#670	50mm	7" x 14" x 2"	24	2,285 lbs	98
	50mm	14" x 14" x 2"	24		
	50mm	14" x 21" x 2"	24		

CityStone™ Demi

Product No.	Height	Dimensions	Units/Pallet	Pallet Weight	Sq.Ft./Pallet
#363	60mm	3 ¹⁵ / ₁₆ " x 7 ⁷ / ₈ " x 2 ³ / ₈ "	80	2,826 lbs	103
	60mm	7 ⁷ / ₈ " x 7 ⁷ / ₈ " x 2 ³ / ₈ "	80		
	60mm	7 ⁷ / ₈ " x 11 ¹³ / ₁₆ " x 2 ³ / ₈ "	80		

CityStone™ Supra

Product No.	Height	Dimensions	Units/Pallet	Pallet Weight	Sq.Ft./Pallet
#364	60mm	7 ⁷ / ₈ " x 15 ³ / ₄ " x 2 ³ / ₈ "	20	2,845 lbs	103
	60mm	15 ³ / ₄ " x 15 ³ / ₄ " x 2 ³ / ₈ "	20		
	60mm	15 ³ / ₄ " x 23 ⁵ / ₈ " x 2 ³ / ₈ "	20		

Cumberland Combo

Product No.	Height	Dimensions	Units/Pallet	Pallet Weight	Sq.Ft./Pallet
#347	60mm	2 ¹⁵ / ₁₆ " x 5 ¹⁵ / ₁₆ " x 2 ³ / ₈ "	160	3,248 lbs	116
	60mm	5 ¹⁵ / ₁₆ " x 5 ¹⁵ / ₁₆ " x 2 ³ / ₈ "	160		
	60mm	5 ¹⁵ / ₁₆ " x 8 ⁷ / ₈ " x 2 ³ / ₈ "	160		

Holland Stone

Product No.	Height	Dimensions	Units/Pallet	Pallet Weight	Sq.Ft./Pallet
#217	60mm	3 ¹⁵ / ₁₆ " x 7 ⁷ / ₈ " x 2 ³ / ₈ "	480	2,766 lbs	103

Panorama™ Demi

Product No.	Height	Dimensions	Units/Pallet	Pallet Weight	Sq.Ft./Pallet
#367	60mm	3 ¹⁵ / ₁₆ " x 7 ⁷ / ₈ " x 2 ³ / ₈ "	80	2,826 lbs	103
	60mm	7 ⁷ / ₈ " x 7 ⁷ / ₈ " x 2 ³ / ₈ "	80		
	60mm	7 ⁷ / ₈ " x 11 ¹³ / ₁₆ " x 2 ³ / ₈ "	80		

Dimensions are nominal.

SPECIFICATIONS Pavers

Panorama™ Supra

Product No.	Height	Dimensions	Units/Pallet	Pallet Weight	Sq.Ft./Pallet
#368	60mm	7 ⁷ / ₈ " x 15 ³ / ₄ " x 2 ³ / ₈ "	20	2,845 lbs	103
	60mm	15 ³ / ₄ " x 15 ³ / ₄ " x 2 ³ / ₈ "	20		
	60mm	15 ³ / ₄ " x 23 ⁵ / ₈ " x 2 ³ / ₈ "	20		

Plaza Stone 6x6

Product No.	Height	Dimensions	Units/Pallet	Pallet Weight	Sq.Ft./Pallet
#646	60mm	5 ¹⁵ / ₁₆ " x 5 ¹⁵ / ₁₆ " x 2 ³ / ₈ "	480	2,800 lbs	100

Plaza Stone 6x9

Product No.	Height	Dimensions	Units/Pallet	Pallet Weight	Sq.Ft./Pallet
#606	60mm	5 ¹⁵ / ₁₆ " x 8 ⁷ / ₈ " x 2 ³ / ₈ "	300	2,660 lbs	95

Venetian® 2-pc Combo Tumbled

Product No.	Height	Dimensions	Units/Pallet	Pallet Weight	Sq.Ft./Pallet
#262T	45mm	5 ¹⁵ / ₁₆ " x 5 ¹⁵ / ₁₆ " x 1 ³ / ₄ "	140	2,800 lbs	133
	45mm	5 ¹⁵ / ₁₆ " x 8 ⁷ / ₈ " x 1 ³ / ₄ "	280		
#267T	60mm	5 ¹⁵ / ₁₆ " x 5 ¹⁵ / ₁₆ " x 2 ³ / ₈ "	100	2,612 lbs	95
	60mm	5 ¹⁵ / ₁₆ " x 8 ⁷ / ₈ " x 2 ³ / ₈ "	200		

Venetian® 6x12 Tumbled

Product No.	Height	Dimensions	Units/Pallet	Pallet Weight	Sq.Ft./Pallet
#269T	60mm	5 ¹⁵ / ₁₆ " x 11 ¹³ / ₁₆ " x 2 ³ / ₈ "	200	2,590 lbs	96

Venetian® 12x12 Tumbled

Product No.	Height	Dimensions	Units/Pallet	Pallet Weight	Sq.Ft./Pallet
#270T	60mm	11 ¹³ / ₁₆ " x 11 ¹³ / ₁₆ " x 2 ³ / ₈ "	120	3,134 lbs	120

Dimensions are nominal.

- Supra recommended for non-vehicular applications

- Supra recommended for non-vehicular applications

SPECIFICATIONS Walls

BroadStone® 6" Straight

Product No.	Height	Width	Depth	Units/Pallet	Pallet Weight	Face Ft./Pallet
#784	6"	18"	12"	48	2,592 lbs	36

BroadStone® 8" RockFace

Product No.	Height	Width	Depth	Units/Pallet	Pallet Weight	Face Ft./Pallet
#771	8"	18"	12"	32	2,304 lbs	32

Regal Stone Pro® - RockFace

Product No.	Height	Width	Depth	Units/Pallet	Pallet Weight	Face Ft./Pallet
#818	8"	18"	12"	36	2,880 lbs	36

Harington® Medley

Product No.	Height	Width	Depth	Units/Pallet	Pallet Weight	Face Ft./Pallet
#870	6"	18"	12"	45	3,510 lbs	33.8

Harington® Freestanding 3-pc

Product No.	Height	Width	Depth	Units/Pallet	Pallet Weight	Face Ft./Pallet
#889	6"	6"/4"	9"	20	2,960 lbs	28
	6"	12"/10"	9"	20		
	6"	18"/16"	9"	20		

Legacy Stone® - Straight

Product No.	Height	Width	Depth	Units/Pallet	Pallet Weight	Face Ft./Pallet
#839N	6"	16⅞"	10"	48	2,764 lbs	34

Legacy Stone® - Tri-Plane

Product No.	Height	Width	Depth	Units/Pallet	Pallet Weight	Face Ft./Pallet
#837N	6"	15½"	10"	48	2,563 lbs	31

RockWall - Small

Product No.	Height	Width	Depth	Units/Pallet	Pallet Weight	Face Ft./Pallet
#875	4"	11⅞"	6¾"	144	3,053 lbs	46.6

Rumbled Wall™

Product No.	Height	Width	Depth	Units/Pallet	Pallet Weight	Face Ft./Pallet
#518	4"	12"	8"	96	2,950 lbs	31
#519	4"	16"	8"	70	2,965 lbs	31

Dimensions are nominal.

SPECIFICATIONS Walls

Stonegate®

Product No.	Height	Width	Depth	Units/Pallet	Pallet Weight	Face Ft./Pallet
#110176T	6"	6"/4"	10"	20	2,925 lbs	26 (approx)
	6"	12"/10"	10"	20		
	6"	16"/14"	10"	20		

SPECIFICATIONS Caps & Corners

Stonegate® Cap

Product No.	Height	Width	Depth	Units/Pallet	Pallet Weight	Linear Ft./Pallet
#110177T	3"	12"	11"	120	3,579 lbs	110

2" Rectangle Cap

Product No.	Height	Width	Depth	Units/Pallet	Pallet Weight	Linear Ft./Pallet
#814	2"	11⅞"	8"	120	1,963 lbs	118

3" Rectangle Cap

Product No.	Height	Width	Depth	Units/Pallet	Pallet Weight	Linear Ft./Pallet
#110819	3"	18"	13½"	48	2,905 lbs	72

4" Rectangle Cap

Product No.	Height	Width	Depth	Units/Pallet	Pallet Weight	Linear Ft./Pallet
#831	4"	18"	13½"	48	3,696 lbs	72

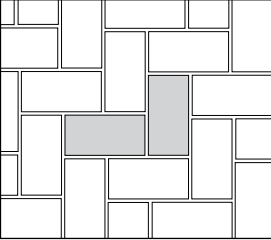
6" Straight Corner

Product No.	Height	Width	Depth	Units/Pallet	Pallet Weight	Face Ft./Pallet
#110894	6"	18"	9"	40	3,275 lbs	40

Dimensions are nominal.

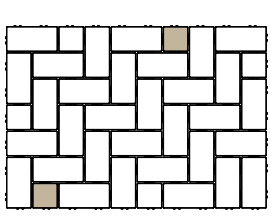
POPULAR LAYING PATTERNS by Paver

Eco-CityLock® 5x10




Herringbone


Eco-CityLock® 5x10 Herr



Pallet Layout Overview

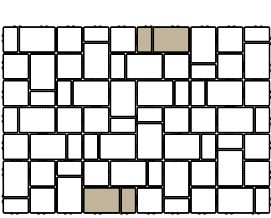


Align layers.

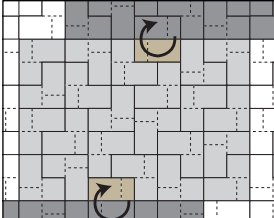


Finished pattern.

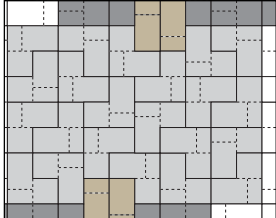
Eco-CityLock® L-10




Pallet Layout Overview



Align layers with key.

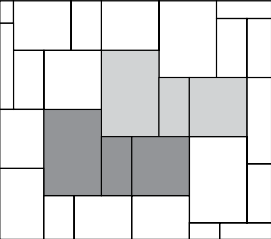


Flip units.

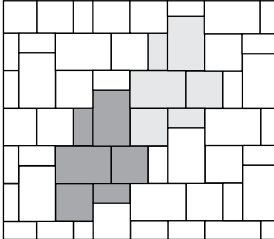


Finished pattern.

Eco-CityLock® Demi or Eco-Panorama™ Demi

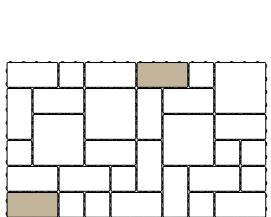


Demi Pattern 1




Demi Pattern 2

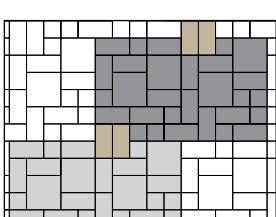
Eco-Venetian® Combo Mech




Pallet Layout Overview



Align layers with key.



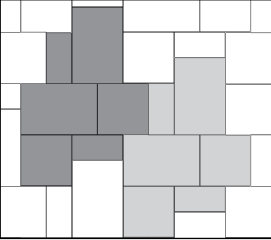
Flip units.



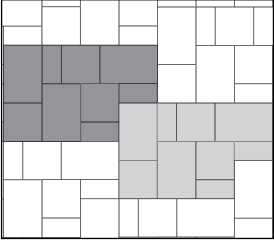
Finished pattern.

POPULAR LAYING PATTERNS by Paver

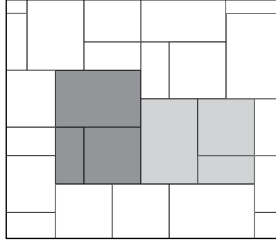
Capriana Combo



Pattern 1

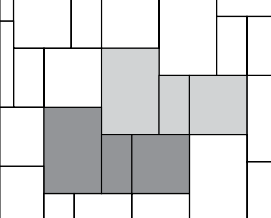


Pattern 2

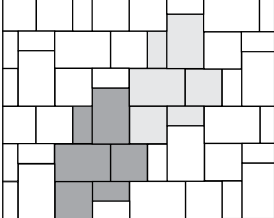


Pattern 3

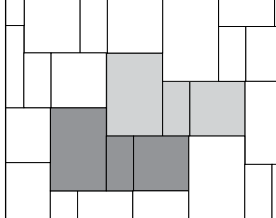
CityStone™ Demi & Supra or Panorama™ Demi & Supra



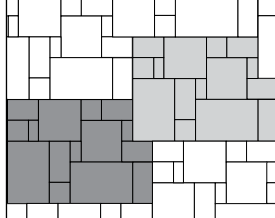
Demi or Supra Pattern 1




Demi or Supra Pattern 2



Demi or Supra Pattern 3

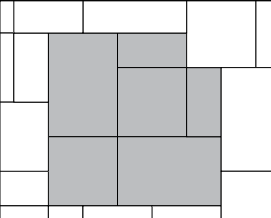


Demi & Supra Pattern 1
Demi (30%), Supra (70%)

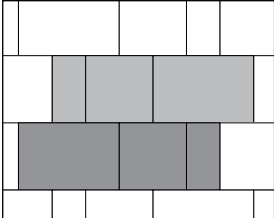


Demi & Supra Pattern 2
Demi (50%), Supra (50%)

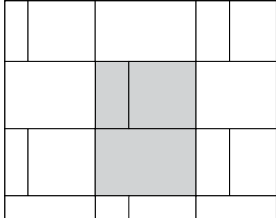
Cumberland Combo



Ashlar




Random Runner

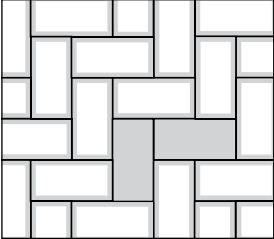


Stack


Holland Stone



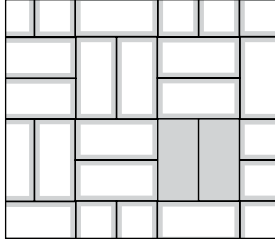
Runner Bond



90° Herringbone



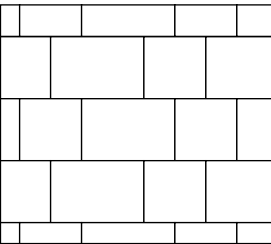
45° Herringbone



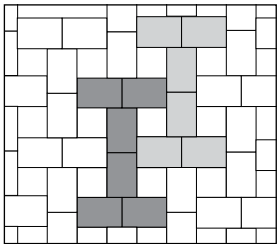
Parquet

POPULAR LAYING PATTERNS by Paver

Plaza Stone

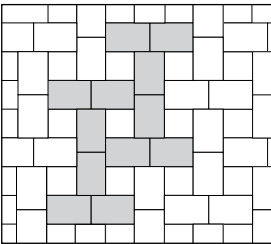


Runner Bond
6x9 (60%) 6x6 (40%)




"I" Pattern
6x9 (75%) 6x6 (25%)

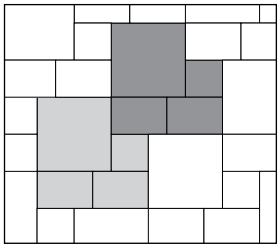
Venetian®



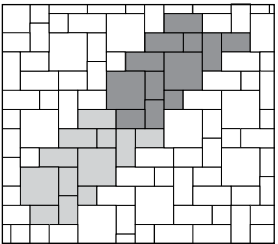
"I" Pattern
6x6/6x9 Combo



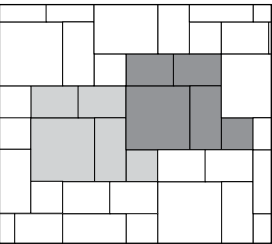
Herringbone
6x6/6x9 Combo



Random 3-pc Pattern
6x6/6x9 (50%), 12x12 (50%)




Random 4-pc Patter 1
6x6/6x9 (35%), 6x12 (25%),
12x12 (40%)



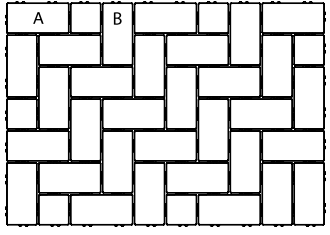
Random 4-pc Pattern 2
6x6/6x9 (40%), 6x12 (20%),
12x12 (40%)

PALLET OVERVIEW by Paver

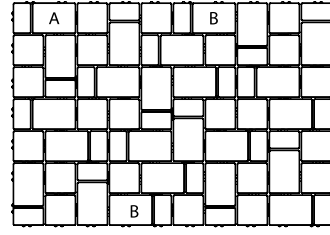
#315
Eco-CityLock® 5x10
Pieces per layer: 35
Layers per pallet: 8
Sq. ft. per pallet: 97



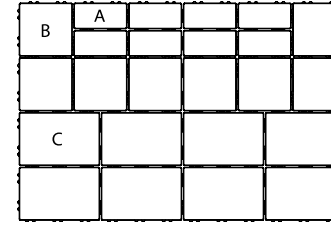
#324
Eco-CityLock® 5x10 Herr
Pieces per layer: 32
Layers per pallet: 8
Sq. ft. per pallet: 98



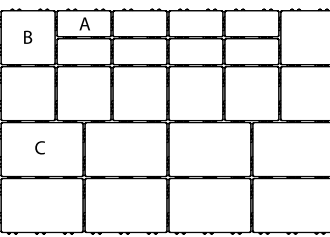
#316
Eco-CityLock® L-10
Pieces per layer: 24
Layers per pallet: 8
Sq. ft. per pallet: 97



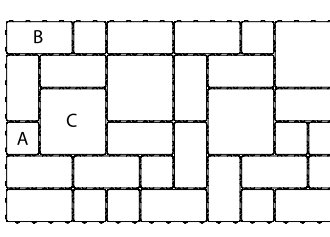
#317
Eco-CityLock® Demi
Pieces per layer: 24
Layers per pallet: 8
Sq. ft. per pallet: 86



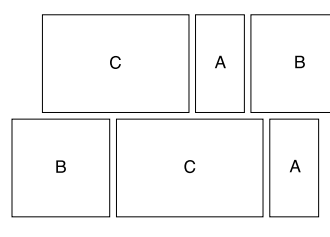
#366
Eco-Panorama™ Demi
Pieces per layer: 24
Layers per pallet: 8
Sq. ft. per pallet: 86



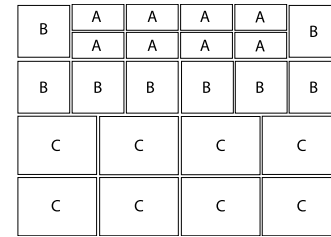
#682
Eco-Venetian® Combo Mech
Pieces per layer: 31
Layers per pallet: 8
Sq. ft. per pallet: 84



#670F
Capriana
Pieces per layer: 6
Layers per pallet: 12
Sq. ft. per pallet: 98

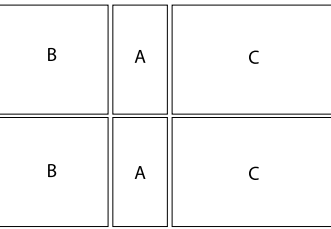


#363
CityStone™ Demi
Pieces per layer: 24
Layers per pallet: 10
Sq. ft. per pallet: 103

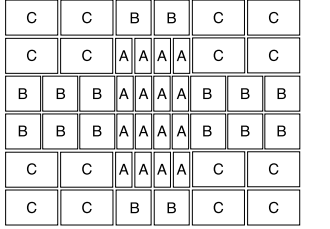


PALLET OVERVIEW by Paver

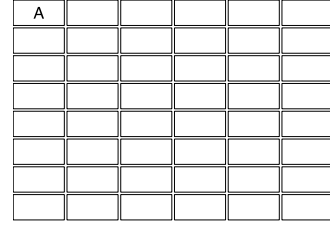
#364
CityStone™ Supra
Pieces per layer: 6
Layers per pallet: 10
Sq. ft. per pallet: 103



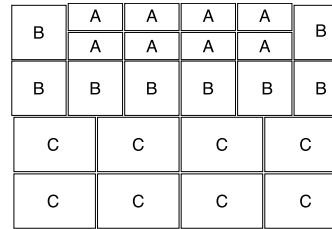
#347
Cumberland
Pieces per layer: 48
Layers per pallet: 10
Sq. ft. per pallet: 116



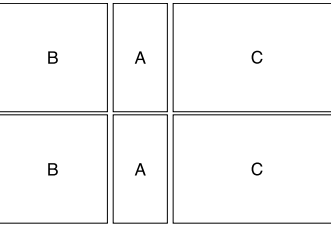
#217
Holland Stone
Pieces per layer: 48
Layers per pallet: 10
Sq. ft. per pallet: 103




#367
Panorama™ Demi
Pieces per layer: 24
Layers per pallet: 10
Sq. ft. per pallet: 103




#368
Panorama™ Supra
Pieces per layer: 6
Layers per pallet: 10
Sq. ft. per pallet: 103



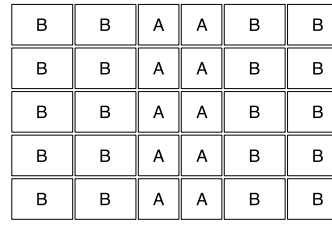
#646
Plaza Stone Square
Pieces per layer: 48
Layers per pallet: 10
Sq. ft. per pallet: 100



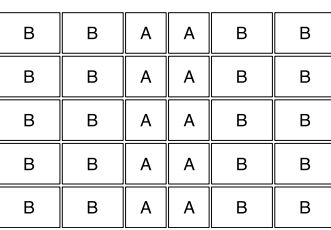
#606
Plaza Stone Rectangle
Pieces per layer: 30
Layers per pallet: 10
Sq. ft. per pallet: 95




#262T
Venetian® 2-pc Combo - Tumbled
Pieces per layer: 30
Layers per pallet: 14
Sq. ft. per pallet: 133




#267T
Venetian® 2-pc Combo - Tumbled
Pieces per layer: 30
Layers per pallet: 10
Sq. ft. per pallet: 95



#269T
Venetian® 6x12 - Tumbled
Pieces per layer: 20
Layers per pallet: 10
Sq. ft. per pallet: 96



#270T
Venetian® 12x12 - Tumbled
Pieces per layer: 12
Layers per pallet: 10
Sq. ft. per pallet: 120



Color Variations

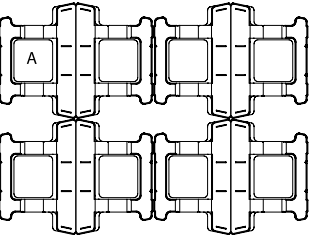
As in all natural materials, color in paving stones and wall stones has inherent variations. Paver and wall color is affected by the variances in the raw materials, concrete mixture, moisture content, climactic conditions, and other variations. Therefore, the colors shown are approximate representations of paver and wall colors, but should not be expected to be an exact match of what will be delivered.

The Nature of Efflorescence

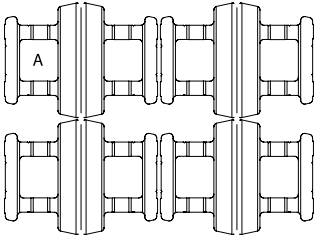
Another cause of color variation in paving stones and wall stones may be the natural phenomenon called efflorescence. Efflorescence, a deposit of white salts consisting of mostly calcium carbonate, may appear as a white powder on the paver or wall surface and in no way affects the structural integrity. This phenomenon occurs in all concrete and although it cannot be completely prevented from occurring, efflorescence generally will weather off and disappear over time or can be removed with cleaners at the job site.

PALLET OVERVIEW by Wall

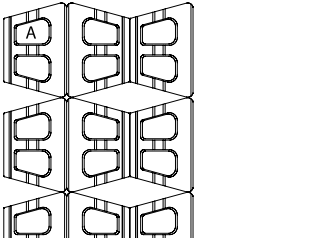
#784
Broadstone® 6" Straight
Pieces per layer: 8
Layers per pallet: 6



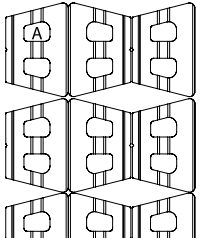
#771
Broadstone® 8" RockFace
Pieces per layer: 8
Layers per pallet: 4



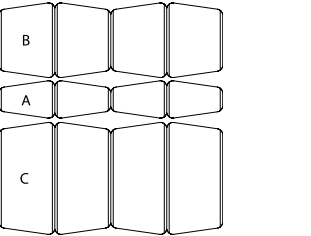
#818
Regal Stone Pro® - RockFace
Pieces per layer: 9
Layers per pallet: 4



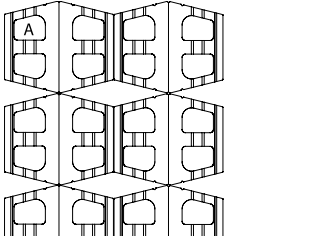
#870
Harington® - Medley
Pieces per layer: 9
Layers per pallet: 5




#889
Harington® Freestanding 3-pc
Pieces per layer: 12
Layers per pallet: 4



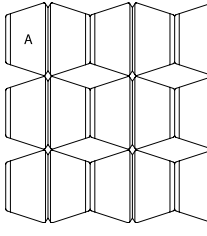
#839N
Legacy Stone® - Straight
Pieces per layer: 12
Layers per pallet: 4



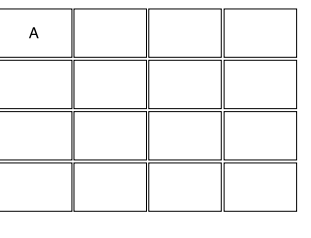
#837N
Legacy Stone® - Tri-Plane
Pieces per layer: 12
Layers per pallet: 4



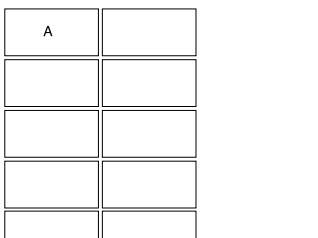
#875
RockWall - Small
Pieces per layer: 24
Layers per pallet: 6



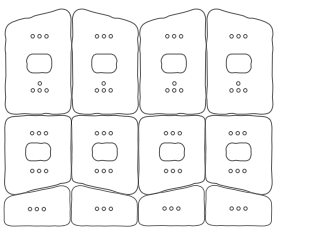
#518
Rumbled Wall™ - 4x8x12
Pieces per layer: 16
Layers per pallet: 6



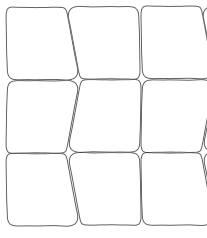
#519
Rumbled Wall™ - 4x8x16
Pieces per layer: 10
Layers per pallet: 7




#110176T
Stonegate®
Pieces per layer: 12
Layers per pallet: 5



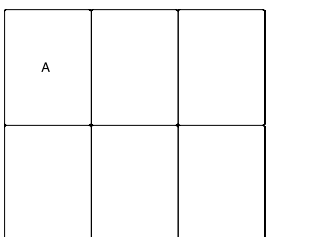
#110177T
Stonegate® Cap
Pieces per layer: 12
Layers per pallet: 10




#814
2" Rectangle Cap
Pieces per layer: 12
Layers per pallet: 10



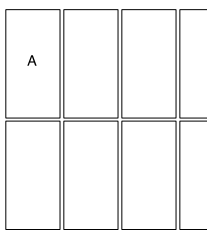
#110819
3" Rectangle Cap
Pieces per layer: 6
Layers per pallet: 8




#831
4" Rectangle Cap
Pieces per layer: 6
Layers per pallet: 8



#110894
6" Straight Corner
Pieces per layer: 10
Layers per pallet: 4




ACCESSORIES



SB-7700 SEMI-GLOSS JOINT STABILIZING SEALER WITH ANTIFUNGAL FILM PROTECTION – Joint Stabilizing Sealer is a water-based, single component, self-crosslinking acrylic co-polymer sealer and joint sand stabilizer with outstanding durability. SB-7700 is specially formulated with an antifungal designed to help inhibit the growth of mold, moss and algae on the sealer film when applied to horizontal or vertical surfaces.




SB-8700 WET LOOK JOINT STABILIZING SEALER WITH ANTIFUNGAL FILM PROTECTION – Wet Look Joint Stabilizing Sealer is an advanced premium acrylic sealer that is ‘rain safe’ 90 minutes after application and will not yellow under exposure to sunlight. It is a 3 in 1 product, it enhances surface tone with semi-gloss finish, protects the substrate surface and stabilizes joint sand. SB-8700 is specially formulated with an antifungal designed to inhibit the growth of mold, moss and algae on the sealer film when applied to horizontal or vertical surfaces.




EFFLO OFF EFFLORESCENCE, MINERAL & SALT DEPOSIT CLEANER – Efflo Off is a buffered, non-acid, organic salts, technologically advanced concentrated cleaner designed for the removal of efflorescence, mineral and salt deposits from virtually any type of hardscape surface with minimal or no brushing. Efflo Off’s unique Clean Rinse Technology allows residue to be quickly and easily rinsed away with a high or low pressure washer.



SUPERIOR STRENGTH SOLVENT-BASED ADHESIVE – SRW Adhesive is the strongest adhesive of its kind. It is formulated for retaining walls, pavers, block, masonry, concrete, aluminum, steel and most common landscaping materials. Superior strength and longevity, works on wet or frozen surfaces, extrudes down to 10°F, will not freeze, permanent bond and for interior/exterior use.



POLYMERIC SAND – Polymeric Sand is a precise mixture of polymer binders and clean natural sand. Polymeric Sand will bond with the pavers/stones adding strength to the joint as well as reliability to the pavement system. It is ideal for use on any paver surface such as sloping areas, driveways, patios, pool decks, sidewalks, etc.



SNAP EDGE PAVER RESTRAINT – Edge restraints secure the hardscape system and are a necessity in any hardscape project installation if you want it to look beautiful through the years. To avoid the high cost of paver edge restraint failure and ultimately protect your reputation, carefully consider the many factors that affect the edge restraint’s performance over the lifetime of a paver project.





CEMENT & CONCRETE PRODUCTS™

Contact Your Local Representative for availability on the full line of QUIKRETE® products such as bagged concrete mixes, concrete repair products, and masonry products.



Venetian® - Tumbled



FOLLOW US
f t i p in

Manufactured by:

PAVESTONE
2720 East Outer Road
Scott City, MO 63780
(573) 332-8312

QUIKRETE and its subsidiaries (collectively QUIKRETE) reserve the right to improve its products and make changes to its specification and design without notice. The information contained herein has been compiled by QUIKRETE and to the best of its knowledge, accurately represents Keystone Hardscapes products and how it may be used in the applications which are illustrated. Site conditions, including load pressures acting on the wall, soil types and drainage conditions, may vary. Final determination of the suitability of the product for the use contemplated and the manner of product use are the sole responsibility of the user. Good construction practices and local building codes require the use of an engineered design when constructing retaining walls or free-standing walls in many conditions. Structural design and analysis should be provided by a qualified engineer.

NOTICE OF LIMITED WARRANTY: the terms of the Limited Warranty applicable to our products can be found at www.pavestone.com or can be obtained by sending a written request to c/o PAVESTONE, 5 Concourse Parkway, Atlanta, USA.