

# ROMABIO®

Avorio White

# OVERVIEW

Classico Limewash.....	3
Mineral Hardener .....	6
Benefits .....	8
Choosing Color.....	10
Application .....	12
Before & Afters .....	14



# CLASSICO LIMEWASH

Classico Limewash is used to create a very specific look of an aged, antique farmhouse. It is a one coat process that can be artistically washed off immediately after application to create exposed brick or stone. Romabio Classico Limewash is made from authentic slaked lime, mined from the Dolomite mountains in Italy.

Avorio White

# CLASSICO LIMEWASH

## DETAILS

- Can be applied to unpainted brick and masonry – no primer needed with one coat system.
- You'll want a color that is in the same warm or cool tones of your home.
- Calcifies to a rock- solid finish so it will not chip, peel or flake off. Breathable, and will not seal the brick or stone.
- High UV and fade resistance.
- Choose the look you desire. Thicker dilution will create an opaque look while a thinner dilution will create a more transparent look allowing some of the brick to show.
- To create a more weathered or distressed look, wash off parts of the product after application.
- Sample or test areas of Classico Limewash can be washed off within 3-5 days with a power washer. Depending on how absorbent your brick or stone is, a buffered acid may be needed.
- Perfect for Interior fireplaces as it can be done in a couple of hours.
- Touch ups are easy and can be done at any time.
- Algae can grow on the Limewash surface if the substrate is not properly cleaned with Algaecide prior to application.


## COVERAGE

1 Coat	1L/1QT	2.5L/0.67GAL	15L/4GAL
Square Feet	90-120	215-300	1300-1800
Square Meters	26-37	65-91	396-548

Refer to the TDS for application instructions, additional usages, and product limitations.

**ROMABIO**





Avorio White



Avorio White



Nube Grey



Avorio White



Cristallo White



Bianco White



Avorio White

# MINERAL HARDENER



# MINERAL HARDENER

## DETAILS

Limewash does not hold up well on horizontal surfaces such as steps, windowsills, tops of retaining walls, etc. We recommend using Romabio Mineral Hardener, which is clear Potassium Silicate consolidator, that is applied on top of the limewashed horizontal surfaces. It will extend the longevity of Classico Limewash, which will “seal” in the Limewash and protect those surfaces.

## COVERAGE

1 Coat	1L/1QT	2.5L/0.67GAL	15L/4GAL
Square Feet	170-200	425-500	2550-3000
Square Meters	52-61	145-152	777-914

Refer to the TDS for application instructions, additional usages, and product limitations.



A modern living room with a white brick wall, a large wooden chandelier, and contemporary furniture. The room features a large window with blue curtains, a glass coffee table, and a glass door leading to an outdoor area. The word "BENEFITS" is overlaid in the center.

# BENEFITS

Silver Lining



# BENEFITS

## CONSUMER BENEFITS

- Easy to use, 1-coat paint process, no additional primer
- High UV and fade resistance
- Luminous color – more vibrant
- Perfect DIY for one-story homes and fireplaces
- Toxin-free and environmentally friendly
- Continues to patina over time

## PRO BENEFITS

- No additional primer needed on masonry surfaces
- Excellent Coverage
- Can be custom tinted up to a light neutral color
- Rain will not affect it after 3-4 hours
- Saves time for applicators as you can prep (dampen the brick) and paint the one coat of limewash in the same





# CHOOSING COLOR


"We can't believe that this is our home now! We couldn't love it more! It's no longer a boring brown brick, but instead a polished Modern (faux) Farmhouse reflecting our unique, modern style within. Our favorite part is the little bits of brick peeking through, providing that warmth and character we were hoping to achieve with Classico Limewash by Romabio Paints."

**-Holly Lauritzen, Our Faux Farmhouse**

# CHOOSING COLOR


## FINDING THE RIGHT COLOR

1. The color of the brick is less important than the color of the roof, trim and front door.
2. You decide how much to wash off to expose the brick or stone.
3. You'll want a color that is in the same warm, cool, or mixed tonality of a light neutral color.
4. Diluting the paint 50-75% with water will give you a thicker application for a more opaque look, while diluting it 100% will give you a thinner application.





# APPLICATION





# BEFORE & AFTER

*"I love the way the dark brick peeks in from underneath the fresh white limewash. It gives both an updated and an old look at the same time, like I said before it's one of the best things about this product! I am thrilled with how it turned out!"*

**- Susan Daggert, Kindred Vintage**

Bianco White



Nube Grey



650





Avorio White



Avorio White



Avorio White





Cristallo White



Avorio White



Avorio White



Bianco White



