



# Express Ship US Program



Black Beauty - Quazi Smooth  
American Imperial, Modular, Norman



Rustic Rave - Vintage - Modular



Obsidian Shadow - Smooth  
American Imperial, Norman



Old Factory - Vintage - Modular



Valyria Stone - Quazi Smooth - American Imperial



Brick Street - Heritage - Modular



Old Amber - Quazi Smooth  
American Imperial, Modular



Winter Field - Wire Cut - Modular



Manganese - Smooth  
American Imperial, Modular, Norman



Black Beauty



King Klinker is one of the most advanced thin brick producers in the world. It manufactures thin brick with innovative modern designs, colors and textures at quality standards that exceed that of Europe and America. The colors shown here are in stock and ready to ship within the US. Other sizes may be special ordered based on large quantities.

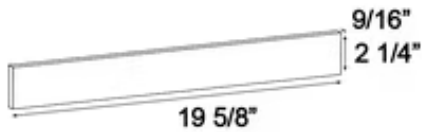
Ask your sales rep for more information.



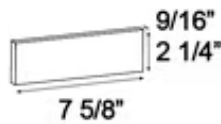
### Compatible Installation Systems




### Profiles and Dimensions



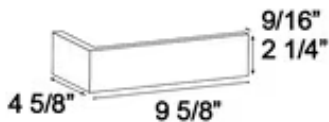
AMERICAN IMPERIAL THIN BRICK



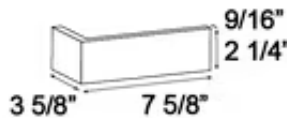
MODULAR THIN BRICK



NORMAN THIN BRICK



AMERICAN IMPERIAL THIN BRICK CORNER



8" THIN BRICK CORNER

### Test Results

**PCI Freeze/Thaw Pullout** - Exceeded tests by at least 27%, freeze/thaw cycles have little effect on King Klinker thin brick. Passed for all clay body colors.

**Water Absorption** - Has an absorption of ~3%, just enough for perfect bonding, yet not too much for maximum integrity of the clay body.

**Efflorescence** - King Klinker has no chalky white efflorescence usually caused by impurities in the clay.

**Warpage** - All thin brick sizes meet the warpage standard of TBX.

**Size** - Meets TBX tolerance for all sizes, Modular and Norman meet PCI dimensional standards for precast projects.

**Chemical Resistance** - King Klinker thin brick is not affected by acidic cleaning agents.

**Brick Back Structure** - Thin brick can be made with a key-backed structure or a ribbed-backed structure.

### Packaging and Weights

FLATS	PC/BX	PC/SF	SF/BX	PC/PLT	BX/PLT	SF/PLT	LB/PC
Amer. Imperial	16	2.7	5.93	1120	70	415.10	1.95
Modular	48	6.86	7.00	3360	70	490.00	0.76
Norman	22	4.5	4.89	2156	98	479.22	1.15

CORNERS	PC/BX	PC/SF	SF/BX	PC/PLT	BX/PLT	SF/PLT	LB/PC
Amer. Imperial	18	4.5	4.00	1080	60	240.00	1.44
8" Corner	26	4.5	5.78	1560	60	346.80	1.12



brick.com/king-klinker